

Superintendent Reports

March 2, 2021



**The information in this presentation will
be updated on March 2, 2021 with
the most recent information available.**

Topics

- In-Person Learning Plan
 - Dr. Douglas Q&A
 - Recommendation
- Summer Planning
- State Assessment Update

Substitute Teacher Update

- Monitoring vacancy impact of second vaccination
- Collaboration planning with School Leadership & Human Resources
- Sub alerts and communication with our substitutes regarding vacancies
- Hard to fill sub rate in March \$140/day

Average Fill Rate- week 2/22 (751 out of 775)	97%
Average Fill Rate- week 2/15 (777 out of 862)	90%
Average Fill Rate- week 2/8 (742 out of 792)*	93%
Average Fill Rate- week 2/1 (675 out of 703)*	96%
Average Fill Rate- week 1/18 (490 out of 508)*	96%
Average Fill Rate- week 1/25 (682 out of 720)*	95%

**Vacancies reflect all reasons for absence, including COVID.*

Dial Level – Douglas County: **Yellow Concern**

A. <u>7-day Cumulative Incidence Rates per 100,000 People (Dial Metric)</u>	147.64
B. <u>Two-week Cumulative Incidence Rates per 100,000 People (Dial Metric)</u>	279.35
C. <u>7-Day Average Test Positivity (%) (Dial Metric)</u>	4.83%
D. <u>Two-Week Average Test Positivity (%) (Dial Metric)</u>	4.75%
E. <u>Percent Change in Two-Week Incidence Rates Over Time (Caution Metric)</u>	-1.8%
F. <u>% Change in Hospitalizations of persons with Covid (Caution Metric)</u>	-73.7%
G. <u>Trend in 2-week Incidence Rates, Youth Ages 5-18 (Caution)</u>	-10.0%

TCHD revised the Caution Metrics for Schools to reflect CDPHE updated Dial 2.0 Metrics that went into effect on February 6th. (Note - School settings do not change in Dial 2.0.)

Source: [CDPHE Dial FAQ](#)

Caution Metrics for Schools & Dial Metrics

Caution metrics were developed by the Metro Denver Partnership for Health to guide schools and organizations in decision-making. These measures can be used alongside the Dial Metrics to help community members and organizations understand COVID-19's spread in our counties.

Adams, Arapahoe, and Douglas Counties | Updated 3/31/21, 8am | CDPHE Data as of 2/28/21, 6pm

Dial Levels & Metrics

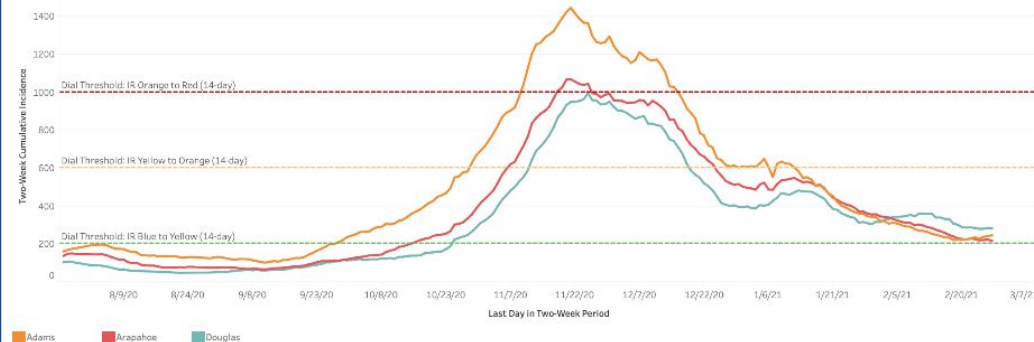
Adams: **Yellow: Concern** | Arapahoe: **Yellow: Concern** | Douglas: **Yellow: Concern**

A

Indicator	Metric and Threshold	County Measure	Status of Indicator
7-Day Cumulative Incidence Rates per 100,000 People (Dial Metric) Feb 21 - Feb 27, 2021	7-day Incidence Rate (IR) = (# cases in past 7 days) / (population) * 100,000	Adams 125.12	Yellow: Concern
	15-100: Safer Level Blue: Protect Our Neighbors, >100-300: Safer Level Yellow: Concern, >300-500: Safer Level Orange: High Risk, >500: Safer Level Red: Severe	Arapahoe 112.05	Yellow: Concern
	These data are calculated by CDPHE.	Douglas 147.64	Yellow: Concern
Two-Week Cumulative Incidence Rates per 100,000 People (Dial Metric) Feb 14 - Feb 27, 2021	14-day Incidence Rate (IR) = (# cases in past two weeks) / (population) * 100,000	Adams 242.14	Yellow: Concern
	80-200: Safer Level Blue: Protect Our Neighbors, >200-600: Safer Level Yellow: Concern, >600-1,000: Safer Level Orange: High Risk, >1,000: Safer Level Red: Severe	Arapahoe 212.84	Yellow: Concern
	These data are calculated by CDPHE.	Douglas 279.35	Yellow: Concern
7-Day Average Test Positivity (%) (Dial Metric) Feb 21 - Feb 27, 2021 PCR Tests only	7-day average test positivity = Average of Daily % positivity for past 7 days. % Positivity = (# cases reported by report date) / (# tests completed on that day)	Adams 4.18%	Protect Our Neighbors
	Less than 5%: Protect Our Neighbors; >5%: 7.5%: Yellow: Concern; 7.5%-10%: Orange: High Risk; >10%: Red: Severe	Arapahoe 3.59%	Protect Our Neighbors
	These data are calculated by CDPHE.	Douglas 4.83%	Protect Our Neighbors
Two-Week Average Test Positivity (%) (Dial Metric) Feb 14 - Feb 27, 2021 PCR Tests only	14-day average test positivity = Average of Daily % positivity for past 14 days. % Positivity = (# cases reported by report date) / (# tests completed on that day)	Adams 4.52%	Protect Our Neighbors
	Less than 5%: Protect Our Neighbors; >5%: 7.5%: Yellow: Concern; 7.5%-10%: Orange: High Risk; >10%: Red: Severe	Arapahoe 3.64%	Protect Our Neighbors
	These data are calculated by CDPHE.	Douglas 4.75%	Protect Our Neighbors

Two-Week Incidence Rate per 100,000, by county*

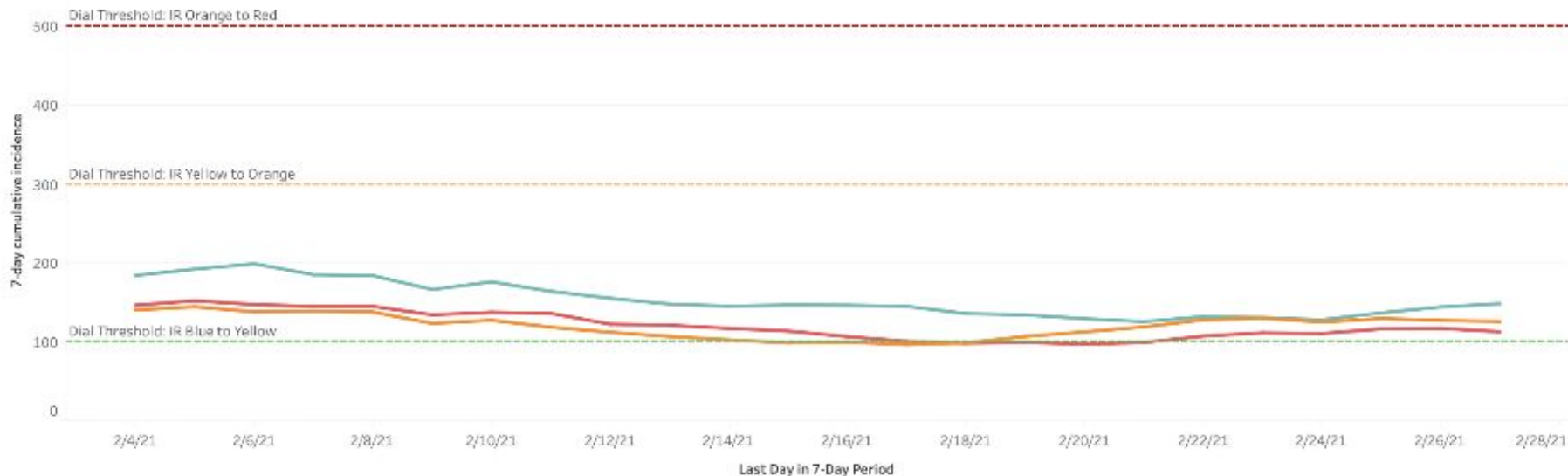
Adams, Arapahoe, and Douglas Counties



7-Day Incidence Rate per 100,000, by county*

Adams, Arapahoe, and Douglas Counties

Data calculated by CDPHE since 2/4/2021



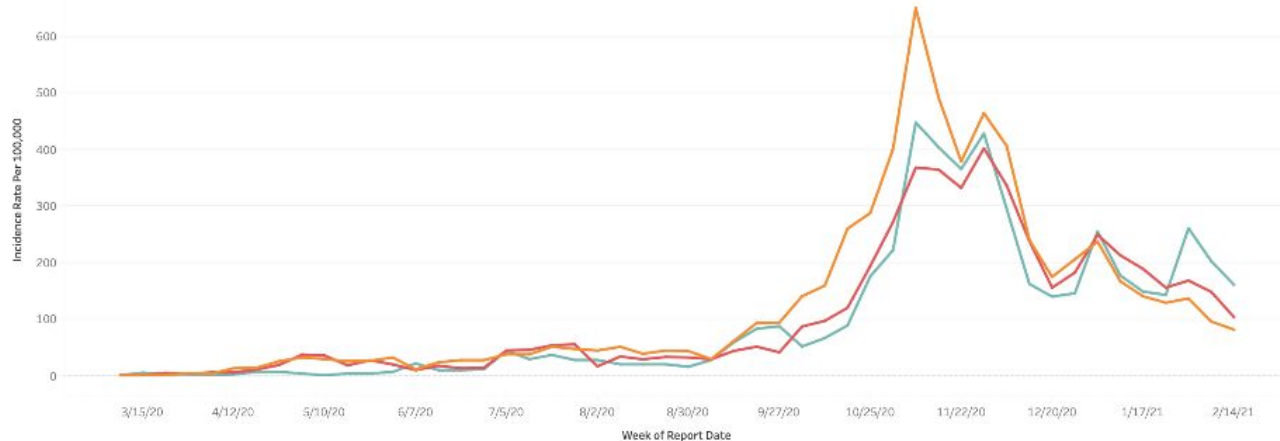
Caution Metrics

Indicator	Metric and Threshold	County Measure	Status of Indicator
E Percent Change in Two-Week Incidence Rates Over Time (Caution Metric) Feb 14-Feb 27, 2021 compared to compared to Feb 7-Feb 20, 2021 Calculations by TCHD using CDPHE data.	Weekly % Change in 14-day IR = $\frac{(IR_{weekN})}{(IR_{weekN-1})} - 1$ <25% increase: Good; 25-50% increase: Medium; >50% increase: High	Adams 10.7%	Good
		Arapahoe -4.4%	Good
		Douglas -1.8%	Good
F % Change in Hospitalizations of persons with COVID (Caution Metric) Most recent two week-period compared to previous two week-period. Updated every Sunday to reflect previous full week (Sun-Sat). First Admissions only.	Two-Week % Change in Hospitalizations = $\frac{(SUM(Hospitalizations)_{periodN})}{(SUM(Hospitalizations)_{periodN-1})} - 1$ where periods are two-week, adjacent, non-overlapping periods <5% increase: Good; 5-25% increase: Medium; >25% increase: High	Adams -68.2%	Good
		Arapahoe -71.3%	Good
		Douglas -73.7%	Good
G Trend in 2-Week Incidence Rates, Youth Ages 5-18 (Caution) Most recent two week-period compared to previous two week-period. Updated every Sunday to reflect previous full week (Sun-Sat)	% Change in 14-Day Incidence Rate between past two weeks and two weeks prior. 14-day Incidence Rate (IR) = $(\# \text{ cases in past two weeks among people aged 5-18}) / (\text{population aged 5-18}) * 100,000$ %25 or less: Good; 26-50% increase: Medium; 51-100% increase: High	Adams -33.5%	Good
		Arapahoe -22.4%	Good
		Douglas -10.0%	Good

Weekly Incidence Rates (IR) per 100,000, Youth Ages 5-18

Adams, Arapahoe, and Douglas Counties

IR_5-18_Adams IR_5-18_Arapahoe IR_5-18_Douglas



Tri-County Health Questions and Answers with Dr. Douglas

DCSD is moving to full in person 5 days a week: Schools will continue to use multiple mitigating factors. Important to wear masks to prevent the spread, wash hands and ask anyone with any symptoms to stay home, and we will social distance when possible.

1. Do you support this transition considering our caution metrics data and plan to return?
 - a. CDC guidance and CDPHE/Tri County required vs. recommended
 - b. Classrooms may have 30 students
 - c. Lunch Rooms will be full and students will be sitting next to each other to eat
 - i. use sign in sheets at lunch tables and ask students who was close to them for quarantine process
 - ii. Lunch room quarantines are difficult
2. Student facing staff have vaccinations and 14 days after second vaccination do not have to quarantine, so increases operational sustainability.
3. If families leave town is it best to get students tested before returning. After travel people should monitor symptoms and stay home if they have any symptoms. COVID testing is widely available in the community for adults and students.
4. Do we have to continue to quarantine? Even if everyone wears masks?
5. August, our plan is to be full in person PK-12, would you also agree we will be in a better position be full in person in August?

Staff Vaccination Update

- We value employees and have made vaccine opportunities a priority
 - Providers are sending invites for any employees that still want a vaccine
 - Continue to log information in Workday for planning/access purposes
- Accessibility of the vaccine for all student-facing staff has been a top priority
 - Evident in 3 weeks we have been able to make this happen
- **All student-facing staff have had ability and access to vaccinations and the second vaccination for majority of our student facing employees will take place before Spring Break**
 - **This will help reduce quarantine levels as a system**
- DCSD on site employee vaccine clinic with Life Health
 - Sites: Castle Rock Middle School, Cresthill Middle School and Pine Grove Elementary, Transportation, Wilcox
 - For any employee that has not received a vaccination that wants one

Staff Vaccination Update*

Provider	Invitations	Appointments Scheduled	Doses Administered (1st Dose)
Kaiser	2,203	29	1,348
UCHealth	2,835	958	880
Childrens	455	112	56
Sky Ridge	96	N/A	96
Douglas County Emergency Mgmt	90	N/A	90
Life Health (on site clinic)	600	326	162
TOTAL	6,279 ⁺	1,425 ⁺	2,632 ⁺

Centura Health and STRIDE Community Health are also providers administering vaccine to staff, but are unable to provide numbers. 8820 employees were notified via email of 2 or more vaccine opportunities they could opt into.

**Data does not include appointments made by individuals outside of DCSD opportunities*

COVID Testing

- COVID testing opportunities still available
 - Health care providers
 - COVID Check Colorado and community sites (statewide)
- Binax NOW at-home testing kits
 - Pilot program with the Colorado Department of Public Health and Environment (CDPHE)
 - Antigen test
 - One month of free at-home COVID tests for student-facing staff
 - Mailed directly to employees' homes
 - Email to staff this past Friday and employees can request

Full In Person Learning Middle School and High School

- Secondary Leaders are continuing to gather input from their students, staff, and parents on various aspects of full (5-day a week) in-person learning
 - Defining transition needs and any time to prepare
 - Quarantine procedures
 - Electives - Performing Arts and PE
 - Social Distancing/Mitigation
 - 5 days vs 4 days and a virtual intervention day
 - Remote access and defining expectations
- The secondary focus group of principals met on Monday to draft collective commitments in the implementation/application of full in-person learning
- All secondary principals will review commitments and adjustments will be made on Thursday

We recommend Middle and High Schools Return to Full In-Person 5 days starting March 22

- Our plan as a BoE and District has been to return to full in person
 - Our timing for 4th quarter is a natural transition
- Transportation - Normal capacity, 1.5 miles for elementary, 3 miles from secondary, all routes for eligible students with special needs, homeless and foster students
- Intermittent Remote Learning
 - District expectation - all students who have not chosen eLearning are to be in person each day
 - Students who wish to intermittently attend classes remotely will need to have this option pre-arranged and approved by their school principal.
 - This temporary remote option is only for students and families with extenuating circumstances.
- All student-facing staff have had ability and access to vaccinations and the second vaccination for majority will take place before Spring Break

DCSD Plan for 2021-2022

- We have planned and continue to plan that PK-12 schools will be full in person starting the school year in August and this return to full in person will help.
- We will continue to work with Tri-County and CDE on our processes.
 - Mitigation practices
 - Quarantine practices
 - Testing
 - Events
 - Student activities and athletics
 - Field trips
 - Internships
 - Visitors

QUESTIONS?

Loss of Learning Planning

- A focus group of district leaders has been assembled to plan a district-wide response to learning loss due to COVID-19
- The group continues to work on strategies that include enhancing current programs and creating new opportunities
 - Tutoring
 - Acceleration
 - Summer School
 - Summer Literacy
 - Family Outreach
 - Mental Health Support
 - CARE crew home visits
 - Save our Seniors
 - Credit Recovery
 - Truancy Support

State Assessment Update

- Colorado - House Bill ([HB21-1125](#)) was introduced on February 19, and addresses the following:
 - i. The bill suspends the administration of some of the state assessments, **contingent on a change to federal law or a waiver of federal law from the federal department of education.**
 - ii. The bill prohibits a school district from using student academic growth measures or student performance measures when evaluating teachers and principals for the 2020-2021 school year.
 - iii. The bill requires a school or a school district to implement the school plan type that was assigned in the preceding school year.
- U.S. Department of Education - acting assistant education secretary wrote a [letter](#) on February 22 to clarify the U.S. Department of Education's position on state testing and accountability.
 - i. Invites states to submit waivers from federal accountability and school identification requirements
 - ii. Maintains state reporting requirements including disaggregated data
 - iii. **Requires states to administer state testing** with some flexibility including shortening the tests, offering remote administration and extending the assessment window.
- The CDE provided this [memo](#) to the State Board of Education on January 29 regarding Assessment Administration Considerations for Spring 2021.

QUESTIONS?