

Monitoring Report: End #1 Academic Excellence

January 10, 2023

Learn Today, Lead Tomorrow

Monitoring Report Schedule

End Statement	Board Meeting
I. Academic Excellence	January (2 nd Meeting)
II. Outstanding Educators and Staff	March (2 nd Meeting)
III. Safe, Positive Culture and Climate	May (2 nd Meeting)
IV. Collaborative Parent, Family and Community Relations	April (2 nd Meeting)
V. Financial Well-Being	February (2 nd Meeting)

Academic Excellence Monitoring Report Indicators

#1 Monitoring Report: Academic Excellence

- Indicator 1 - District Accreditation Rating
- Indicator 2 - District Academic Achievement
- Indicator 3 - District Academic Growth
- Indicator 4 - District Postsecondary & Workforce Readiness
- Indicator 5 - District Disaggregated Growth
- Indicator 6 - District Graduation Rate
- Indicator 7 - District Award Winning Schools
- Indicator 8 - Concurrent Enrollment Cost Savings
- Indicator 9 - Postsecondary Enrollment

Academic Excellence

Interpretation of End

Sub End: All students have equitable access to a Douglas County public school that promotes growth in their cognitive, physical, social and emotional needs and builds on their strengths.

Interpretation: Every student is assigned to a high-quality neighborhood school and access, through open enrollment, to other high-quality public schools of their choice, including district-authorized charter schools *and all of these schools demonstrate cognitive, physical, and social emotional success reflected by growth and achievement indicators.*

Academic Excellence

Interpretation of End

Sub End: Academic expectations are clearly articulated and supported with an appropriate curriculum that includes content, scope and sequence.

Interpretation: The district's stated priorities articulate high academic expectations and system-aligned priority learning outcomes and resources in alignment with Colorado's Academic Standards.

Academic Excellence

Interpretation of End

Sub End: Every student has an equitable opportunity to acquire the knowledge and skills that will ensure performance at his/her highest individual potential.

Interpretation: Every student has access to what they need, through the use of data-driven practices, to perform at their highest level in alignment with the Colorado Academic Standards.

Academic Excellence

Interpretation of End

Sub End: A diverse set of educational options are provided which enables students to pursue different post secondary options (e.g. college, career and technical education, independent living, military, or direct entrance into the workforce).

Interpretation: All students have equitable access to a variety of post-secondary pathways and programs.

Academic Excellence

Interpretation of End

Sub End: Students graduate with acquired content and cultural knowledge, workforce readiness, interpersonal skills, civic responsibility, global awareness, independent living and an understanding of the essentials for health and wellness.

Interpretation: District programming is in alignment with the Colorado Essential Skills and the Postsecondary and Workforce Readiness competencies.

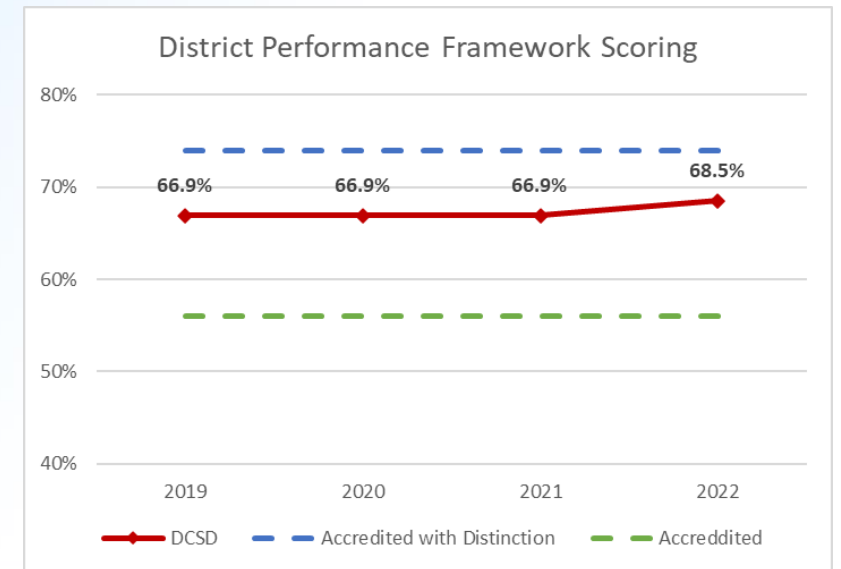
Indicator #1

District Accreditation Rating

Target: District will be Accredited and make progress towards an Accredited with Distinction rating on the District Performance Framework (DPF).

Result: Meets Target

Grade Levels Assessed	Indicator	CO Standard	2019 DPF Result	2020 DPF Result (Based on 2019)	2021 DPF Result (Based on 2019)	2022 DPF Result
3 - 11	Accreditation Rating	Accredited with Distinction or Accredited	Accredited 66.9	Accredited 66.9	Accredited 66.9	Accredited 68.5
The results meets the standard for this indicator and is progressing towards Accredited with Distinction						



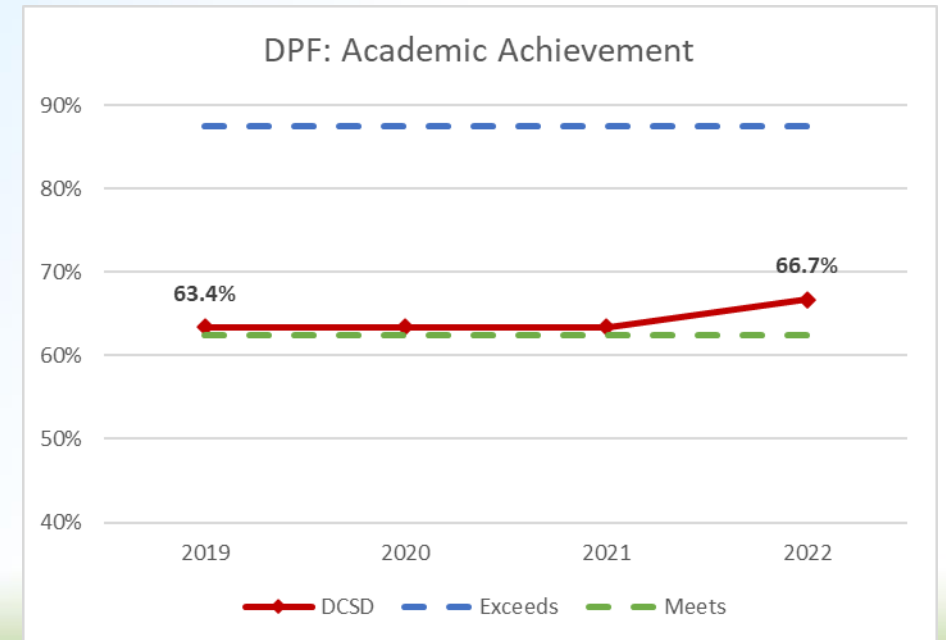
Indicator #2

District Academic Achievement

Target: District will meet and make progress towards exceeding Colorado expectations for Academic Achievement as determined by the DPF.

Result: Meets Target

Grade Levels Assessed	Indicator	CO Standard	2019 DPF Result	2020 DPF Result (Based on 2019)	2021 DPF Result (Based on 2019)	2022 DPF Result
3 - 11	Academic Achievement	Meets or Exceeds	Meets 63.4%	Meets	Meets	Meets 66.7%
The results meets the standard for this indicator						



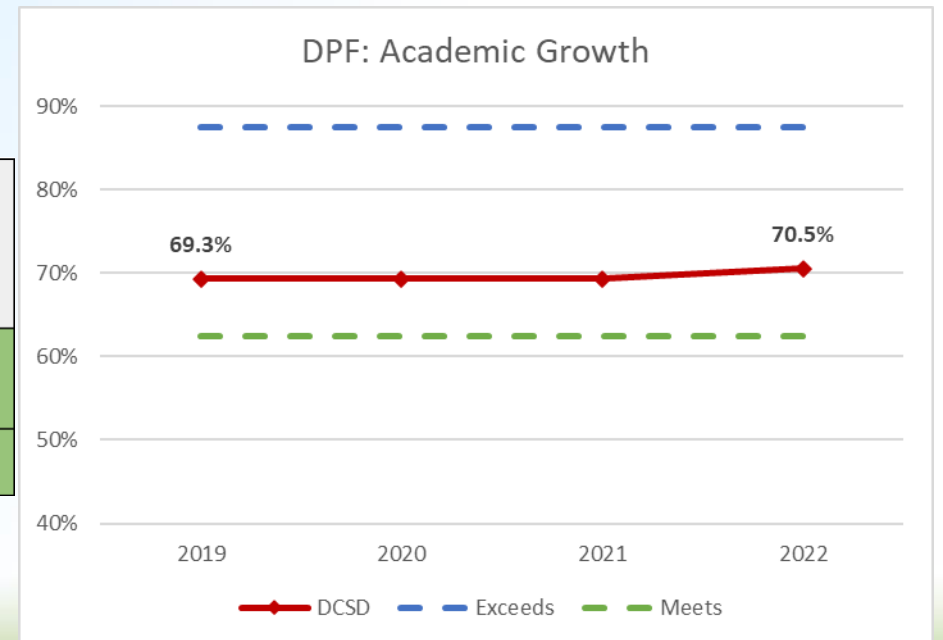
Indicator #3

District Academic Growth

Target: District will meet and make progress towards exceeding Colorado expectations for Academic Growth as determined by the DPF.

Result: Meets Target

Grade Levels Assessed	Indicator	CO Standard	2019 DPF Result	2020 DPF Result (Based on 2019)	2021 DPF Result (Based on 2019)	2022 DPF Result
4 - 11	Academic Growth	Meets or Exceeds	Meets 69.3%	Meets	Meets	Meet 70.5%
The results meets the standard for this indicator						



Indicator #4

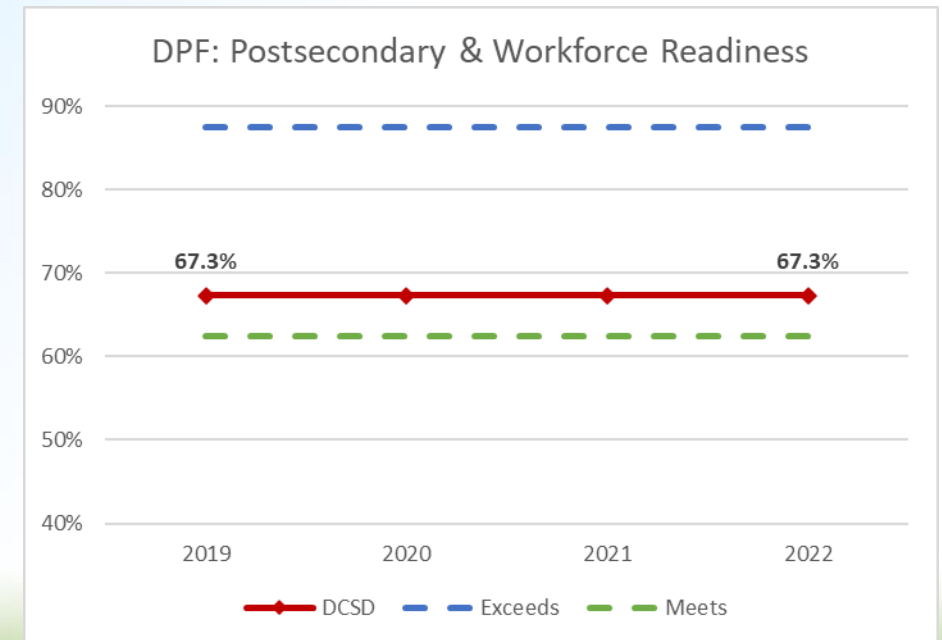
Postsecondary & Workforce Readiness

Target: District will meet or exceed Colorado expectations for Postsecondary & Workforce Readiness as determined by the DPF.

Result: Meets Target

Grade Levels Assessed	Indicator	CO Standard	2019 DPF Result	2020 DPF Result (Based on 2019)	2021 DPF Result (Based on 2019)	2022 DPF Result
4 - 11	Postsecondary & Workforce Readiness	Meets or Exceeds	Meets 67.3%	Meets	Meets	Meets 67.3%
The results meets the standard for this indicator						

*SAT participation went from 94.4% to 88.2% due to factors beyond the district's control.



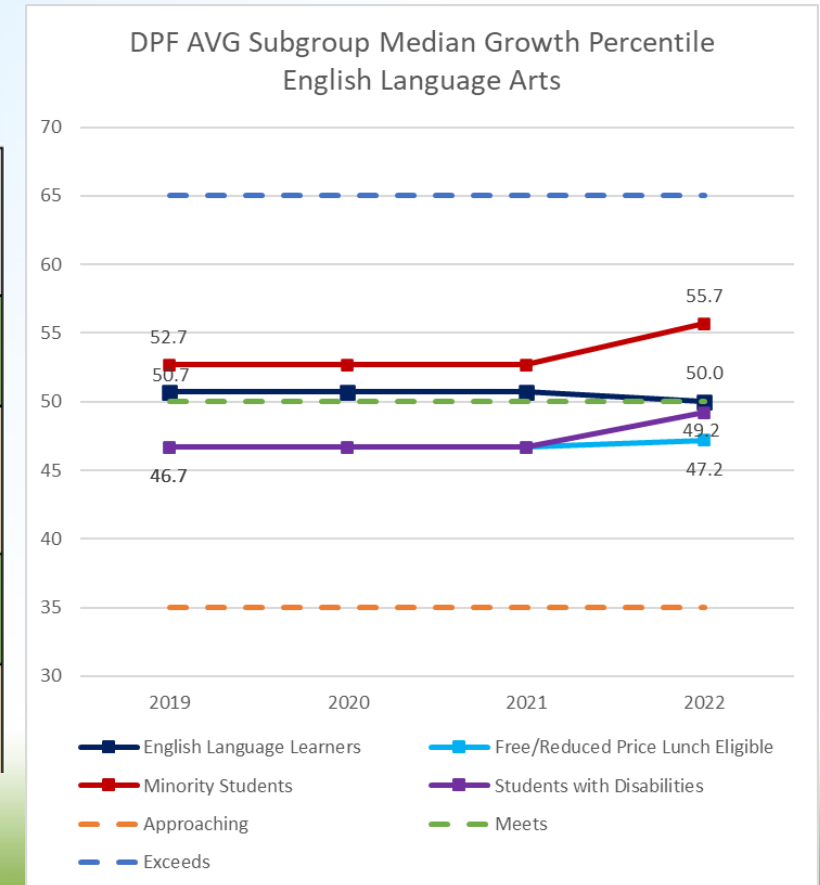
Indicator #5

District Disaggregated Growth

Target: District will meet and make progress towards exceeding Colorado expectations for disaggregated median growth percentile as determined by the DPF.

Disaggregated Growth: English Language Arts (AVG 50.5)

Group	CO Standard	2019 DPF EMH Average	2020 DPF EMH Average (Based on 2019)	2021 DPF EMH Average (Based on 2019)	2022 DPF EMH Average*
English Language Learners	Meets or Exceeds	Meets 50.7	Meets	Meets	Meets 50.0
Free/Reduced Price Lunch Eligible	Meets or Exceeds	Approaching 46.7	Approaching	Approaching	Approaching 47.2
Minority Students	Meets or Exceeds	Meets 52.7	Meets	Meets	Meets 55.7
Students with Disabilities	Meets or Exceeds	Approaching 46.7	Approaching	Approaching	Approaching 49.2

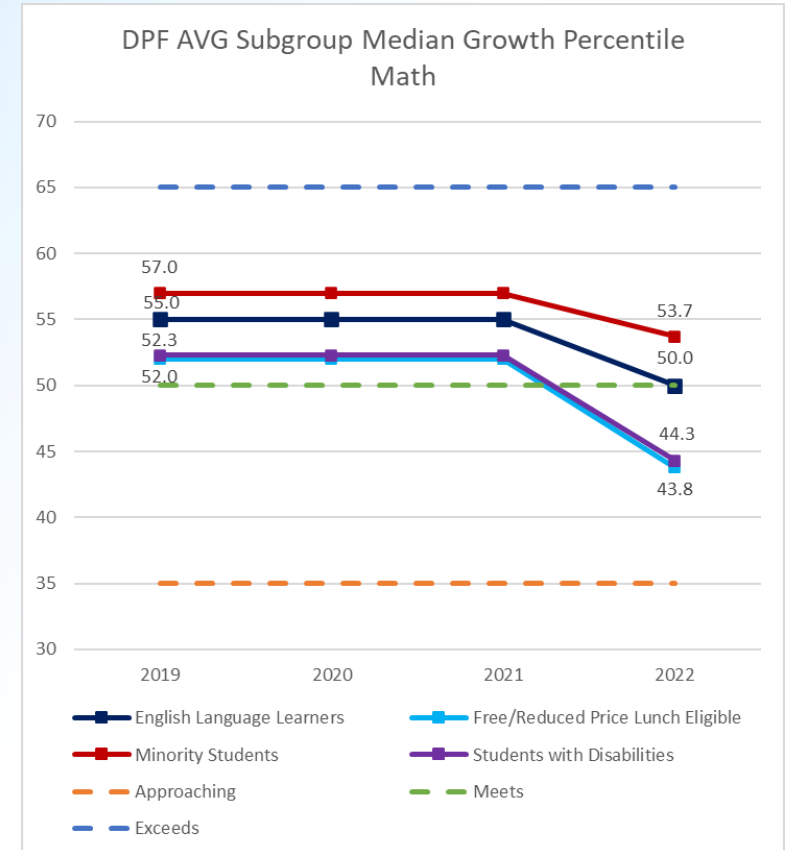


Indicator #5

District Disaggregated Growth (con't)

Disaggregated Growth: Math (AVG 48.0)

Group	CO Standard	2019 DPF EMH Average	2020 DPF EMH Average (Based on 2019)	2021 DPF EMH Average (Based on 2019)	2022 DPF EMH Average*
English Language Learners	Meets or Exceeds	Meets 55.0	Meets	Meets	Meets 50.0
Free/Reduced Price Lunch Eligible	Meets or Exceeds	Meets 52.0	Meets	Meets	Approaching 43.8
Minority Students	Meets or Exceeds	Meets 57.0	Meets	Meets	Meets 53.7
Students with Disabilities	Meets or Exceeds	Meets 52.3	Meets	Meets	Approaching 44.3



Overall Result: Does Not Meet Target (Overall AVG – 49.3)

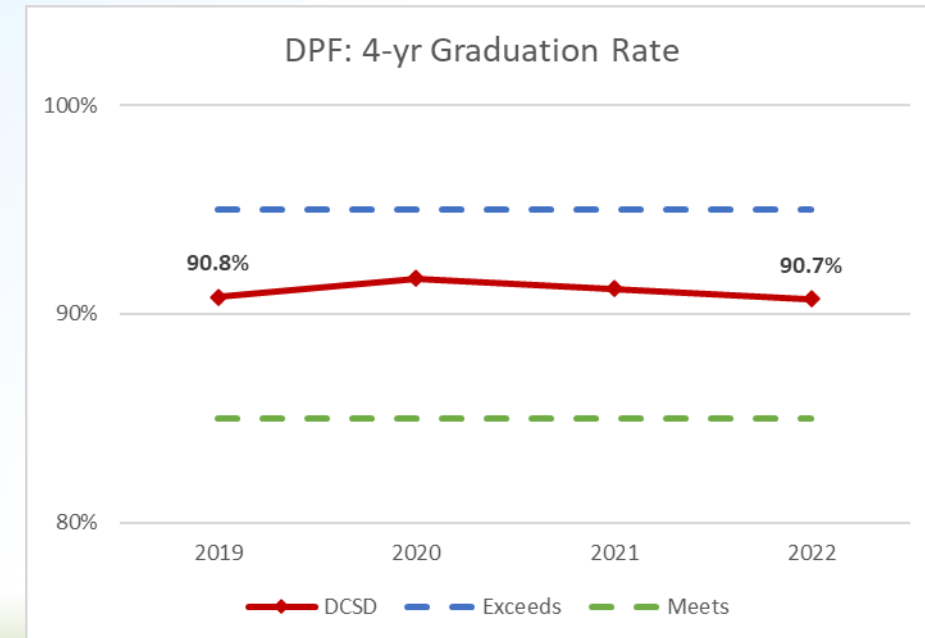
Indicator #6

District Graduation Rate

Target: District will meet or exceed Colorado expectations as measured by the 4-year graduation rate and determined by the District Performance Framework criteria.

Result: Meets Target

Grade Levels	Indicator	CO Standard	2018 Result	2019 Result	2020 Result*	2021 Result*
12	Graduation Rate	Meets or Exceeds	90.8%	91.7%	91.2%	90.7%
			Meets	Meets	Meets	Meets
The results meets the standard for this indicator						



Indicator #7

District Award Winning Schools

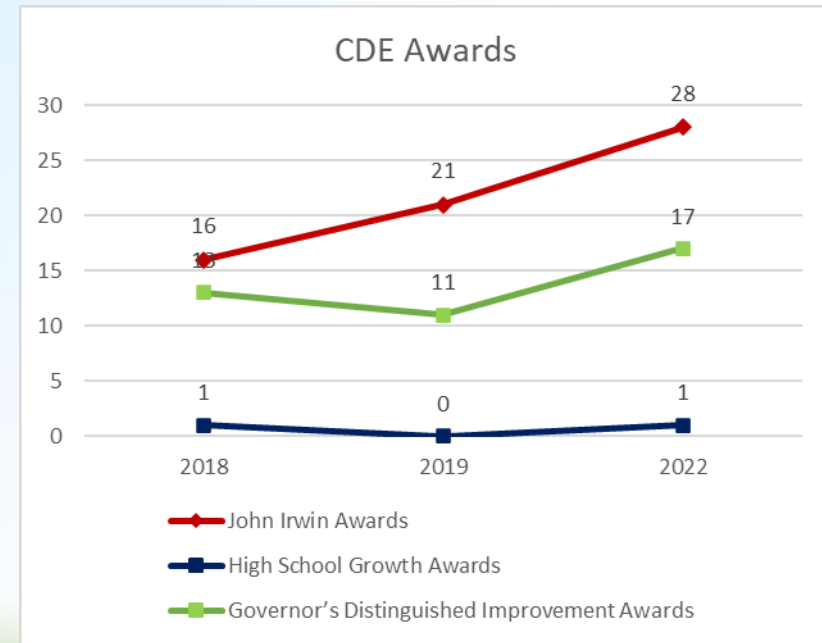
Target: District will increase the number of award-winning schools as determined by the Colorado School Awards Program.

Result: Meets Target

Indicator	Standard	2018 Result	2019 Result	2020 [†] Result	2021 [†] Result	2022 Result
John Irwin Awards	# of schools awarded	16	21	N/A	N/A	28
Governor's Distinguished Improvement Awards	# of schools awarded	13	11	N/A	N/A	17
High School Growth Awards	# of schools awarded	1	0	N/A	N/A	1
Total		30	32	N/A	N/A	46
The results met the standard for this indicator.						

[†]Due to the pause in State Accountability, awards were not issued in 2020 or 2021.

*81 schools are eligible for one of these awards.



Indicator #8

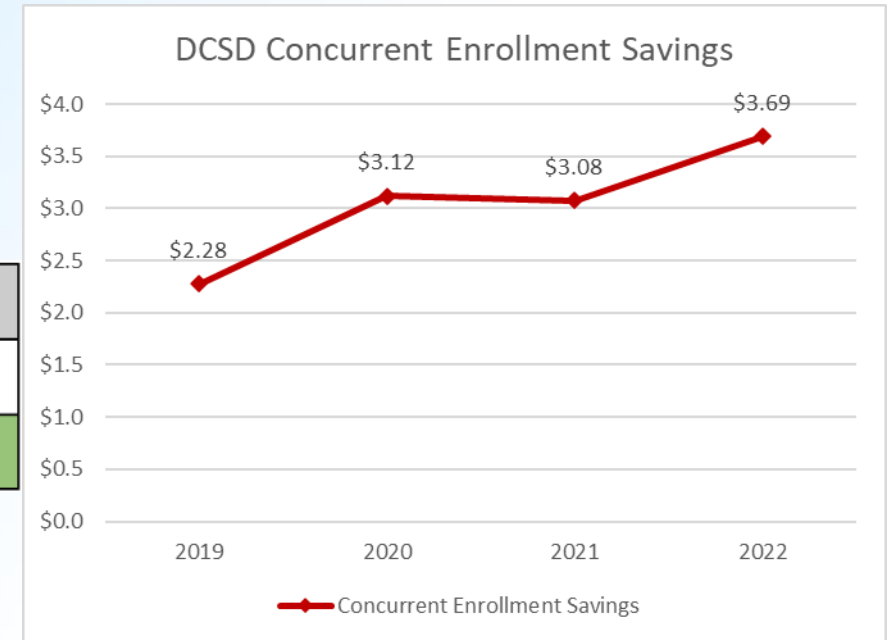
Concurrent Enrollment Cost Savings

Target: Increase the total cost savings to parents from students taking concurrent enrollment classes from the previous year.

Result: Meets Target

	2018 - 2019	2019 - 2020	2020 - 2021	2021 - 2022
CE Dollars Saved	\$2,275,960	\$3,116,820	\$3,076,402	\$3,692,067.93

The results met the standard for this indicator.



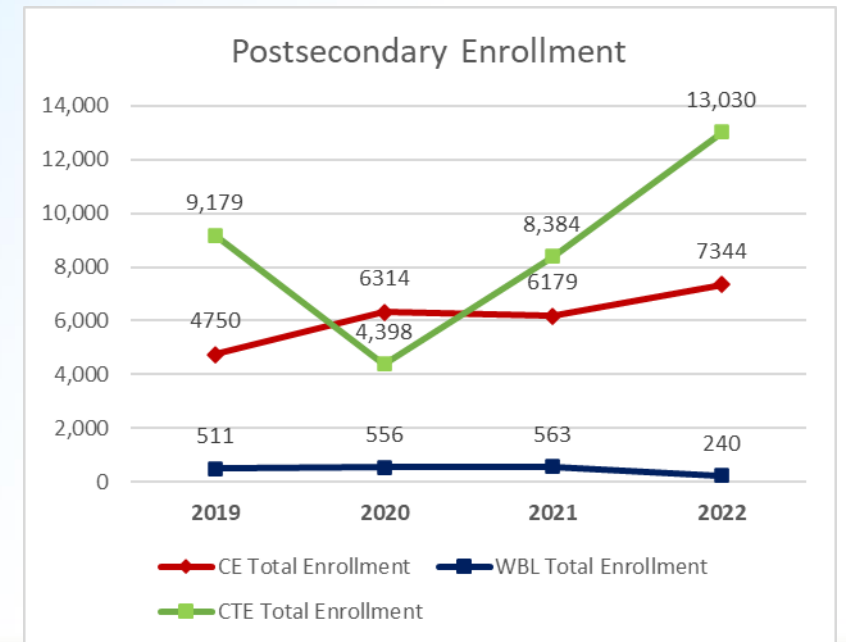
Indicator #9

Postsecondary Enrollment

Target: Increase the total number of students that participate in postsecondary opportunities (career & technical education, concurrent enrollment courses and work-based learning).

Result: Meets Target

	2018 - 2019	2019 - 2020	2020 - 2021	2021 - 2022
CE Total Enrollment	4750	6314	6179	7344
CTE Total Enrollment	9179	4398	8384	13030
WBL Total Enrollment	511	556	563	240
Total	14440	11268	15126	20614
The results meet the standard for the indicator.				



Conclusion

Statement of reasonable progress: Eight of nine indicators met the standards. End achieved as interpreted. We will continue to evaluate and modify indicators for this end based on feedback from the Board.

Statement of Compliance/Non-Compliance: The district is in compliance with these executive limitations.

- **EL-5: Commitment to Accomplishment and Accountability**
- **EL-6: Educational Program**
- **EL-7: Instructional Materials Selection and Adoption**

A large group of graduates in blue and white gowns are seen from behind, throwing their blue mortarboard caps into the air. The caps are scattered across a clear blue sky. The scene is bright and celebratory.

Questions?

Learn Today, Lead Tomorrow