



DRAFT

Addressing Growth & Decline

January 24, 2023

Learn Today, Lead Tomorrow

About Douglas County School District



**89
Schools**

48 Elementary Schools
9 Middle Schools
9 High Schools
5 Alternative Schools
18 Charter Schools

*DCSD also has preschool programs




**64,000
Students**

75% Neighborhood
25% Charter
Enrollment has declined but
GROWTH is coming!



**8,600
Employees**

4,400 Licensed
Largest Employer in
Douglas County




**\$116 M
Scholarships**
**\$3.7 M
Tuition Saved**

Class of 2022

What Do We Want for Our Students

- **Destination District:** An amazing place to work and go to school.
- **College, Career, and Service Pathways:** Creating a pipeline for local industry.
- **Excellent Schools:** Each school a point of pride in our community in which all students have the opportunity to explore their passions and develop their academic and essential skills, abilities, agency, and capacity.

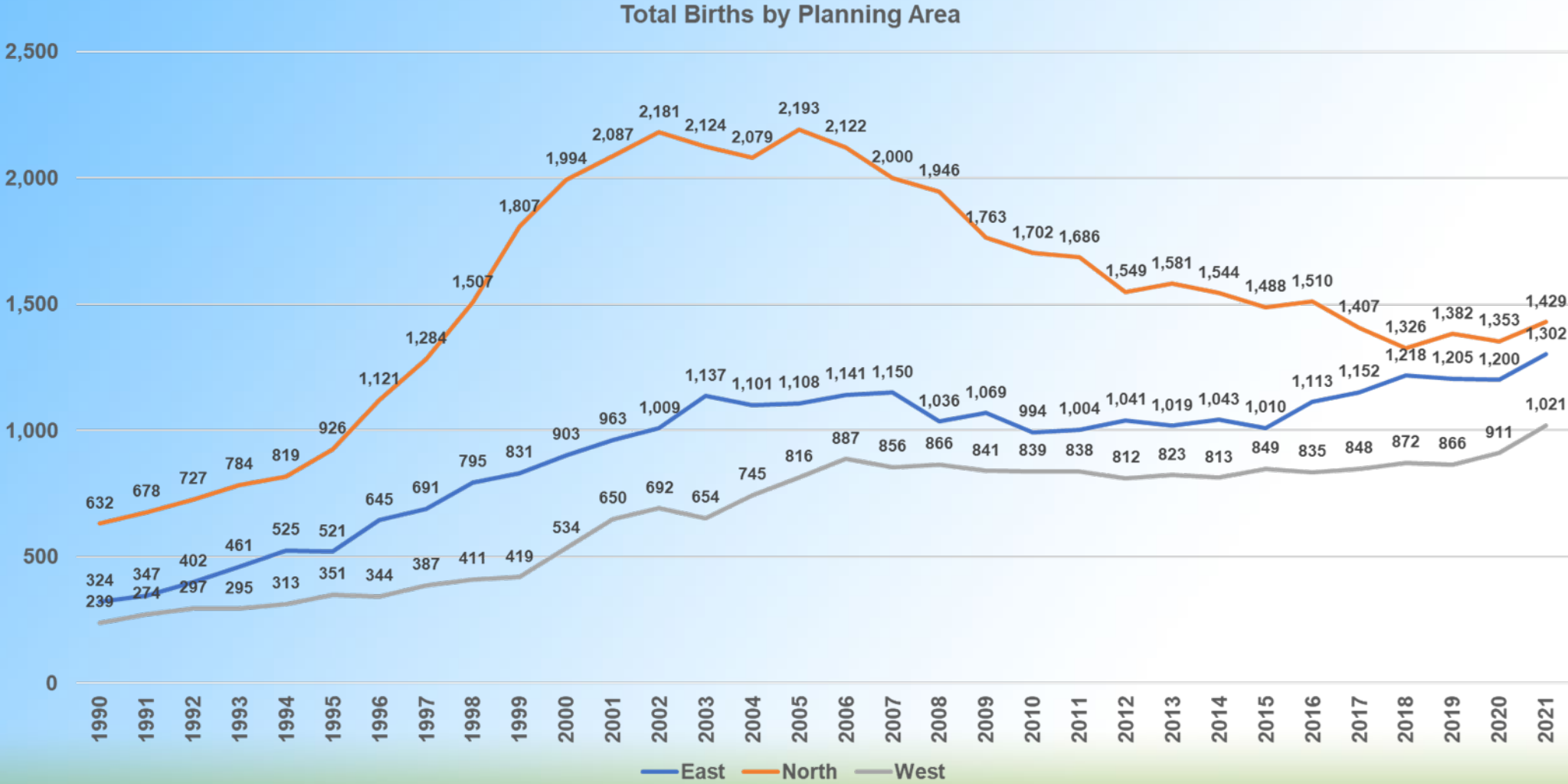


Addressing Growth and Decline



- Douglas County School District is distributed over 844 square miles
- The North Planning Area is experiencing simultaneous pockets of growth and decline.
- We have brand-new communities and established “stay-in-place” communities.
- “Stay-in-place” communities are aging out and have evolving needs.
- Newer communities have many young families.
- We have been busing students from our new communities into our established communities, however, this introduces challenges for all and the challenges are increasing.
- We have been mitigating with boundary changes, however, it will be increasingly difficult.

Birth Rates in Douglas County, Colorado



North Planning Area: A Plan for the Future



Learn Today, Lead Tomorrow

Understanding the Challenges

- Declining Enrollment Challenges on Students, Staff/Teachers, and Leaders
- DCSD Enrollment Trends & Impact on Schools and District Budget
 - For small schools that are below capacity
- Douglas County Population Trends:
 - Douglas County Population of School-Aged Children
 - Douglas County Birth Rates
 - Declining, Flat and Growing Enrollment in Varying Parts of the County
- Criteria to be Considered to Address Challenges and Opportunities

Initial Planning Timeline

W22

Get feedback from LRPC, FOC and North Planning Leaders to help identify the challenges

- Capacity Impact (LRPC)
- Budget Impact (FOC)
- Leaders: Student, Staff, and Systems Impact

W22

Frame the challenge of the north planning area with the DCSD BoE.

- Board of Education input will drive next steps.

W22/
SG23

Create North Area Enrollment Engagement Team.

- *Next Steps will be outlined after DCSD BoE input and direction*

SG23

Develop engagement plan

- *Next Steps will be outlined after DCSD BoE input and direction*

SG23

Begin Community Engagement

- *Next Steps will be outlined after DCSD BoE input and direction*