

Superintendent Reports

January 19, 2021



The information in this presentation will be updated on January 19, 2021 with the most recent information available.

Topics

- Return to In-Person Learning: Spring Semester
- Road to Return Updates
 - Elementary School Update
 - Middle and High School Update

Elementary School Update

- Full return has been positive and lots of excitement and energy.
- We had COVID positive cases and quarantines as early as day 1.
 - Sustainability is being monitored
 - A few schools have been impacted to a level we are supporting with secondary support
 - Many schools have some impacts within our expectations
- Quarantine process and cohorts are areas we continue to monitor and improve
 - Specials
 - Interventions
 - Lunchroom seating charts and recess

Substitute Teacher Update

- Hiring Update
- Current Pool
- Active Substitutes
- Next steps
 - Town Hall, Feb. 4
 - Ongoing hiring
 - [CDE Sub Bootcamp](#)
 - Hiring webinar, Feb. 17
 - Vaccinations

Total Substitutes as of 1/2021	906
New Hires (since 8/2020)	139
Active Substitutes (since 11/2020)	46%
Average Fill Rate- week 1/4 (407 out of 414)	98%
Average Fill Rate- week 1/11 (634 out of 658)	96%
Subs whose preferred school are <5 schools	57%

A. <u>Case Rates: 14-day case number per 100,000 population</u>	460.28
B. <u>Trend in case numbers per 100,000 in the past two weeks</u>	1.7%
C. <u>Percent positivity on polymerase chain reaction (PCR) testing in the past two weeks</u>	6.98%
D. <u>Trend in number of hospitalizations of persons with COVID-19 in the past two weeks</u>	-18.8%
E. <u>Trend in case rates (number per 100,000) in the past two weeks for school-age children (5-18)</u>	50.5%

We will continue to monitor our data in January along with our sustainability of PK-Elem full in person to have our operational ability to bring middle and high schools back in person hybrid and we are looking at all options for our middle and high schools in-person models.

Dial Levels

Adams: **Orange: High Risk** | Arapahoe: **Orange: High Risk** | Douglas: **Orange: High Risk**

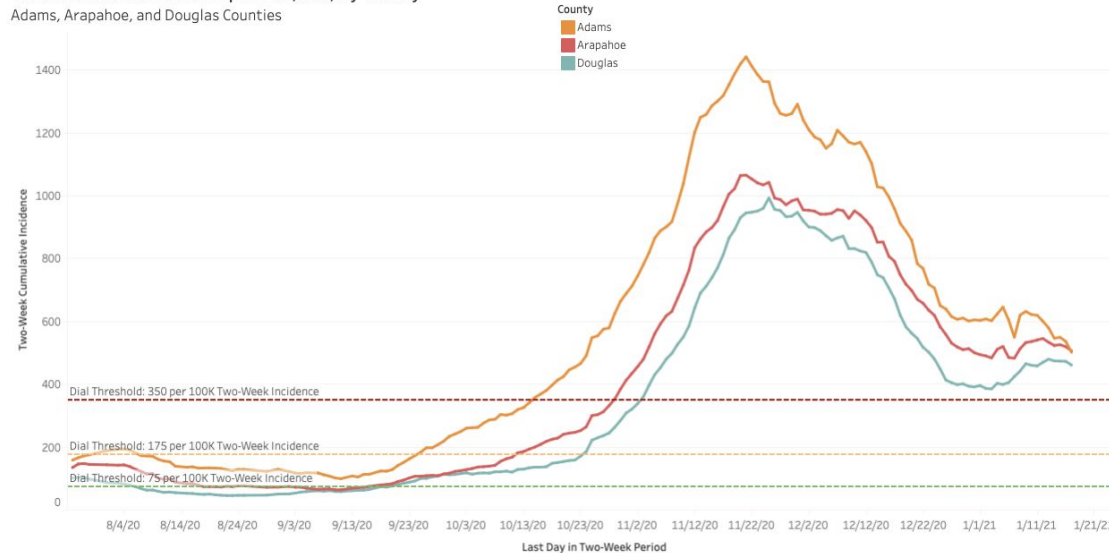
A

Indicator	Metric and Threshold	County Measure	Status of Indicator
Two-Week Cumulative Incidence Rates per 100,000 People (Dial Metric) January 4, 2021 - January 17, 2021*	14-day Incidence Rate (IR) = (# cases in past two weeks) / (population) * 100,000	Adams: 501.27	Red: Severe
	>75: Safer Level 1: Cautious, >75-175: Safer Level 2: Concern, >175-350: Safer Level 3: High Risk, >350: Stay at Home: Severe These data are calculated by CDPHE.	Arapahoe: 505.46 Douglas: 460.28	Red: Severe Red: Severe
Percent Change in Two-Week Incidence Rates Over Time (Caution Metric) Jan 3 - 16 compared to Dec 27 - Jan 9	Weekly % Change in 14-day IR = ((IRweekN)/(IRweekN-1)) - 1 <25% increase: Good; 25-50% increase: Medium; >50% increase: High Calculations by TCHD using CDPHE data.	Adams: -15.1%	Good
		Arapahoe: -2.4% Douglas: 1.7%	Good Good

B

Two-Week Incidence Rate per 100,000, by county*

Adams, Arapahoe, and Douglas Counties



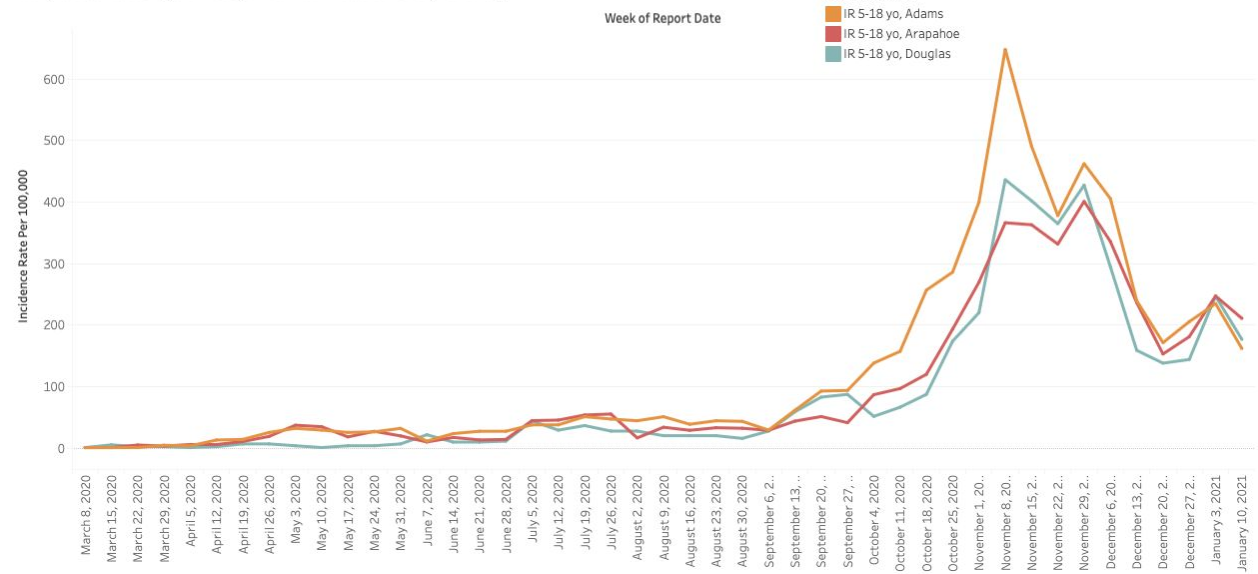
C
D
E

<p>Two-Week Average Test Positivity (%) (Dial Metric) January 4, 2021 - January 17, 2021* PCR Tests only</p>	<p>14-day average test positivity = Average of Daily % positivity for past 14 days. % Positivity = (# cases reported by report date) / (# tests completed on that day)</p> <p><5%: Good; >5-10%: Medium; 10-15%: High; >15%: Very High</p> <p>These data are calculated by CDPHE.</p>	<p>Adams: 8.62%</p> <p>Arapahoe: 6.28%</p> <p>Douglas: 6.98%</p>	<p>Yellow: Concern</p> <p>Yellow: Concern</p> <p>Yellow: Concern</p>
<p>% Change in Hospitalizations of persons with COVID (Caution Metric) Most recent two week-period compared to previous two week-period. Updated every Sunday to reflect previous full week (Sun-Sat). First Admissions only.</p>	<p>Two-Week % Change in Hospitalizations = (SUM(Hospitalizations)periodN) / (SUM(Hospitalizations)periodN-1) - 1 where periods are two-week, adjacent, non-overlapping periods</p> <p><5% increase: Good; 5-25% increase: Medium; >25% increase: High</p>	<p>Adams: -24.8%</p> <p>Arapahoe: -9.0%</p> <p>Douglas: -18.8%</p>	<p>Good</p> <p>Good</p> <p>Good</p>
<p>Trend in 2-Week Incidence Rates, Youth Ages 5-18 (Caution) Most recent two week-period compared to previous two week-period. Updated every Sunday to reflect previous full week (Sun-Sat)</p>	<p>% Change in 14-Day Incidence Rate between past two weeks and two weeks prior. 14-day Incidence Rate (IR) = (# cases in past two weeks among people aged 5-18) / (population aged 5-18) * 100,000</p> <p>%25 or less: Good; 26 - 50% increase: Medium; 51-100% increase: High</p>	<p>Adams: 5.3%</p> <p>Arapahoe: 37.3%</p> <p>Douglas: 50.5%</p>	<p>Good</p> <p>Medium</p> <p>High</p>

Weekly Incidence Rates (IR) per 100,000, Youth Ages 5-18

Adams, Arapahoe, and Douglas Counties

Weekly Rates are dated by the first day in the week. Weeks are Sunday - Saturday.

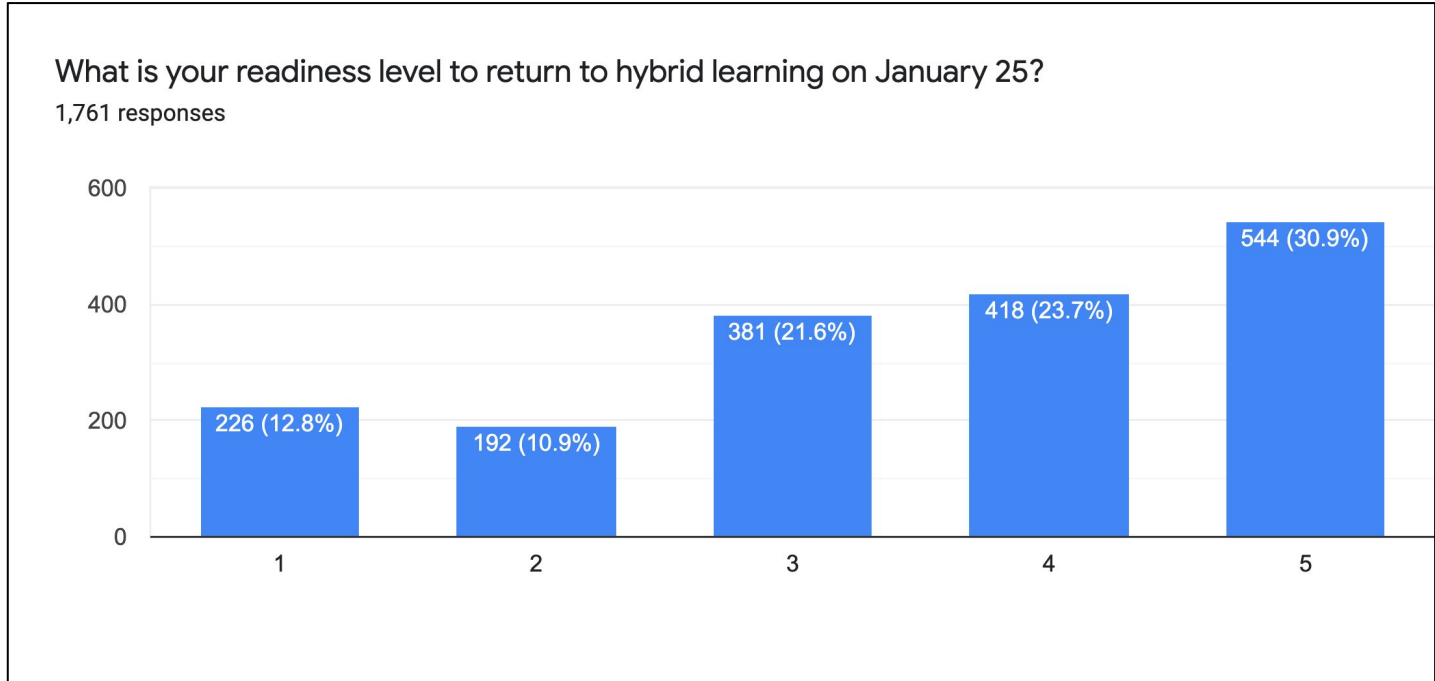


Source: TCHD

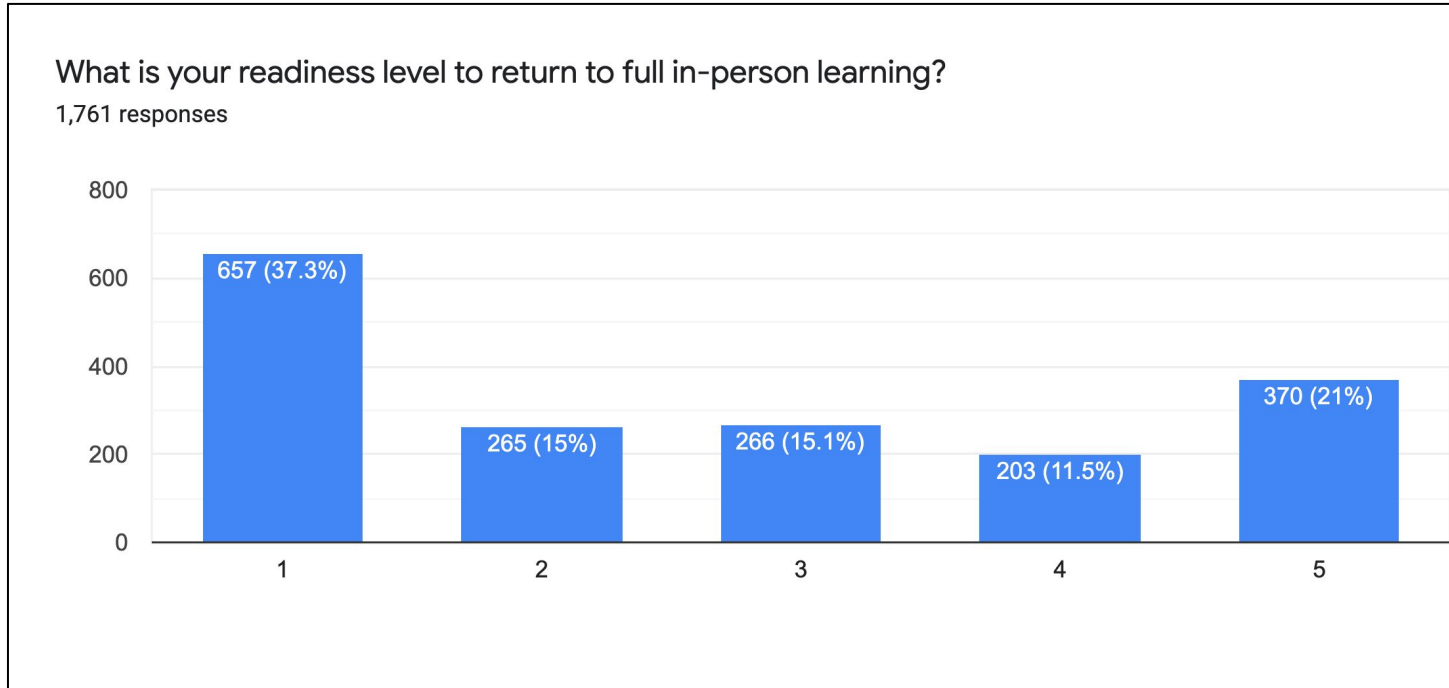
Middle and High School Update

- Met with MS/HS Principals
 - Secondary Focus Group
 - Tuesday 1/11 and again Thursday 1/13
 - Tri-County Health Dept. at meeting 1/13
- Created slide deck to support staff meetings and survey feedback
 - Staff Meetings Friday 1/14 with survey
 - Will continue to get feedback on needs and readiness
 - Tri County will be at our 2/2 BoE meeting
 - Will continue to evaluate return full in person MS/HS
 - Timeline, readiness, positivity and incident rate data
 - Sustainability of our operational ability

Middle and High School Update



Middle and High School Update



Middle and High School Update (continued)

- January 25: Return to Hybrid (Middle and High School)
- Continue to evaluate data and sustainability of our quarantine impacts with substitutes and operations, positivity rate, incident rate per 100,000, transmission, new COVID strain and Vaccinations.
- As we move forward in the weeks and months to come, monitor and continue to plan and prepare for potential transition to full in-person learning for middle and high school.
 - February 22 - Spring Break will reassess current state

