



Douglas County School District

**CALENDAR
CREATION**

Committee

2023-24 & 2024-25 DCSD Conventional Calendar Feedback

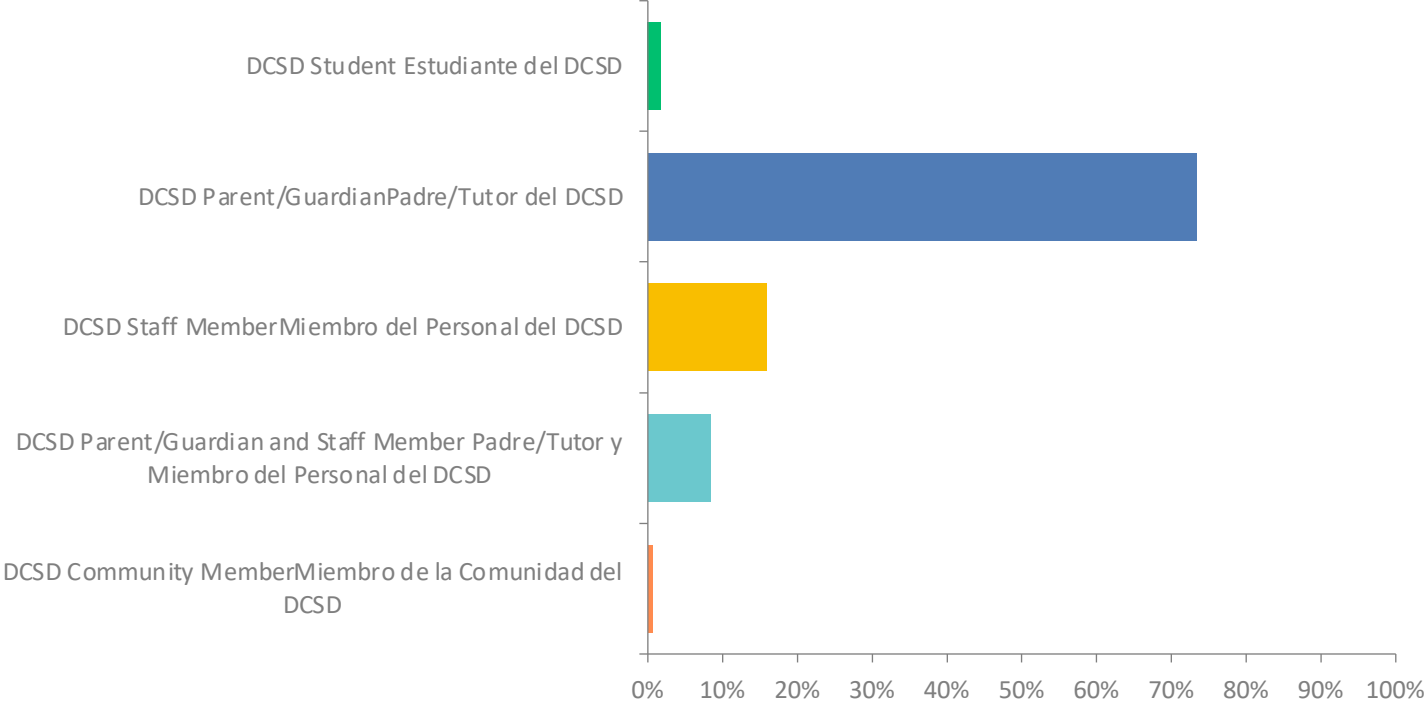
Total Responses: 14,048

Date Opened: Friday, September 09, 2022

Date Closed: Monday, September 19, 2022

Complete Rate: 65%

Q1: I am a...



• Answered: 14048

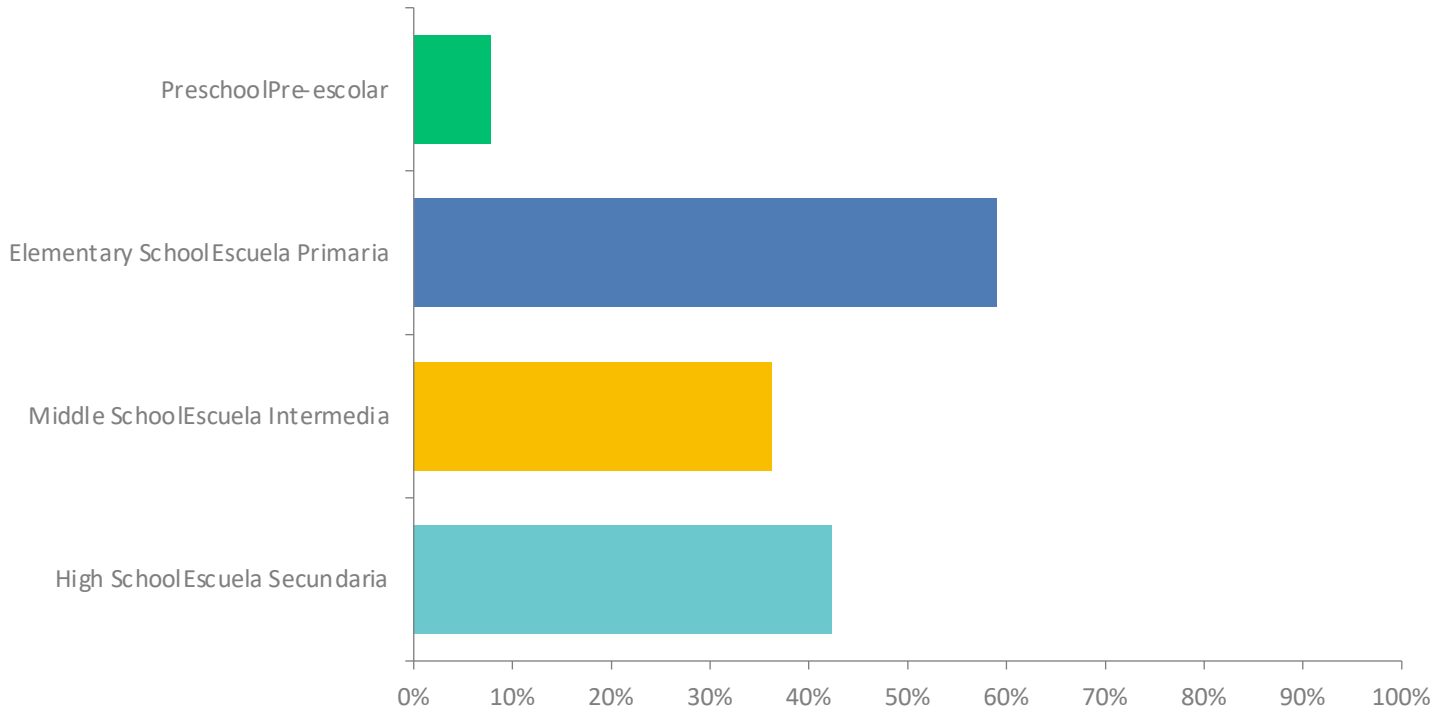
Q1: I am a...



ANSWER CHOICES	RESPONSES	
DCSD Student	1.77%	249
DCSD Parent/Guardian	73.31%	10298
DCSD Staff Member	15.89%	2232
DCSD Parent/Guardian and Staff	8.42%	1183
DCSD Community Member	0.61%	86
TOTAL		14048


• Answered: 14048

Q2: (Please select all that apply) I have children in:



• Answered: 10219

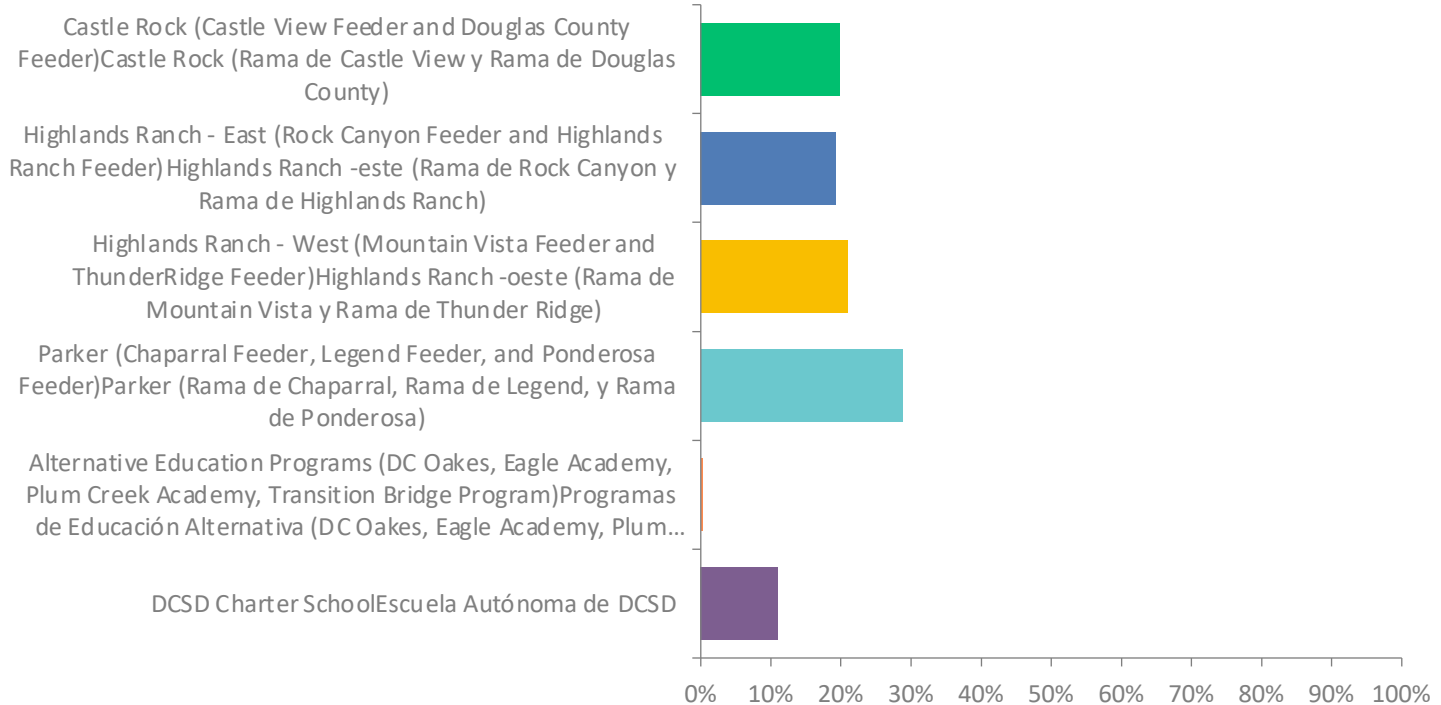
Q2: (Please select all that apply) I have children in:



ANSWER CHOICES	RESPONSES	
Preschool	7.75%	792
Elementary School	59.00%	6029
Middle School	36.28%	3707
High School	42.35%	4328
TOTAL		14856

• Answered: 10219

Q3: Please identify the region that your school(s) are located.



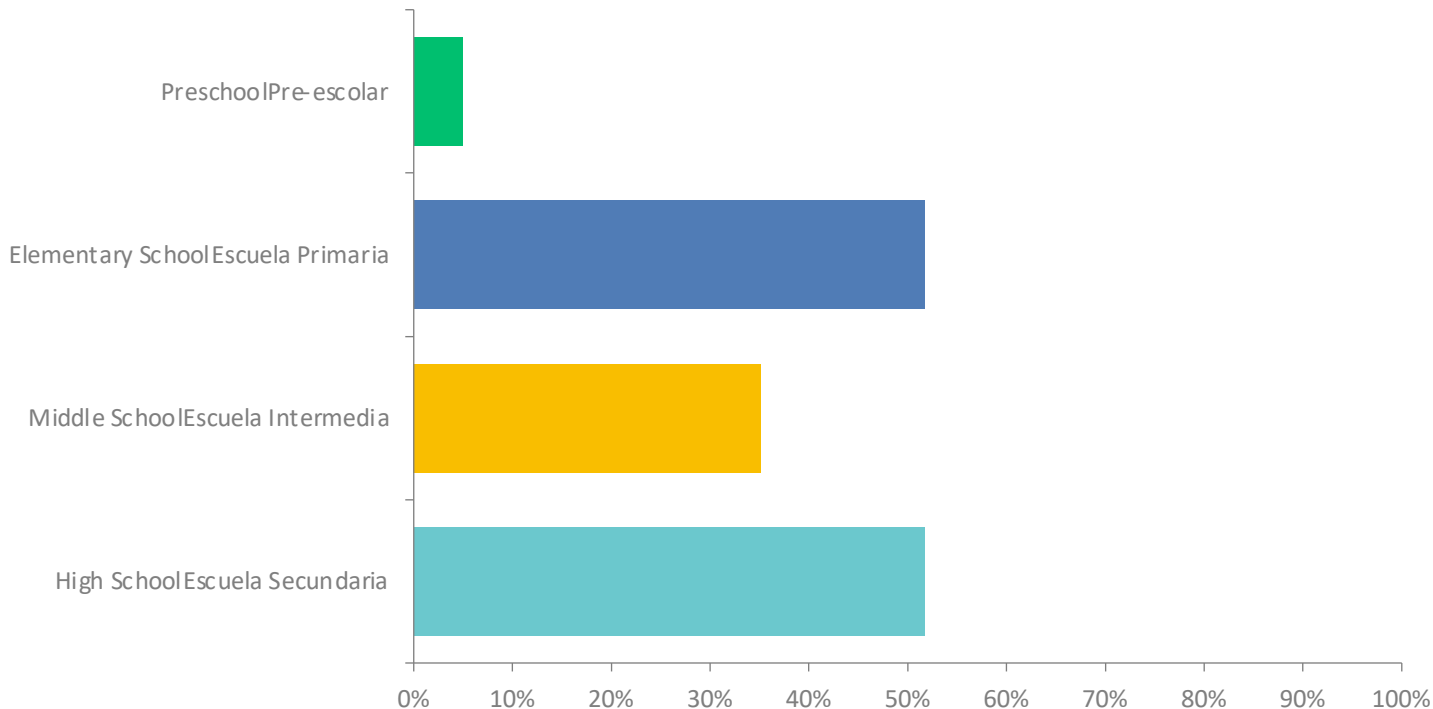

• Answered: 10219

Q3: Please identify the region that your school(s) are located.

ANSWER CHOICES	RESPONSES	
Castle Rock (Castle View Feeder and Douglas County Feeder)	19.83%	2026
Highlands Ranch - East (Rock Canyon Feeder and Highlands Ranch Feeder)	19.26%	1968
Highlands Ranch - West (Mountain Vista Feeder and ThunderRidge Feeder)	20.92%	2138
Parker (Chaparral Feeder, Legend Feeder, and Ponderosa Feeder)	28.77%	2940
Alternative Education Programs (DC Oakes, Eagle Academy, Plum Creek Academy, Transition Bridge Program)	0.21%	21
DCSD Charter School	11.02%	1126
TOTAL		10219

• Answered: 10219

Q4: (Please select all that apply) I have children in



• Answered: 1277

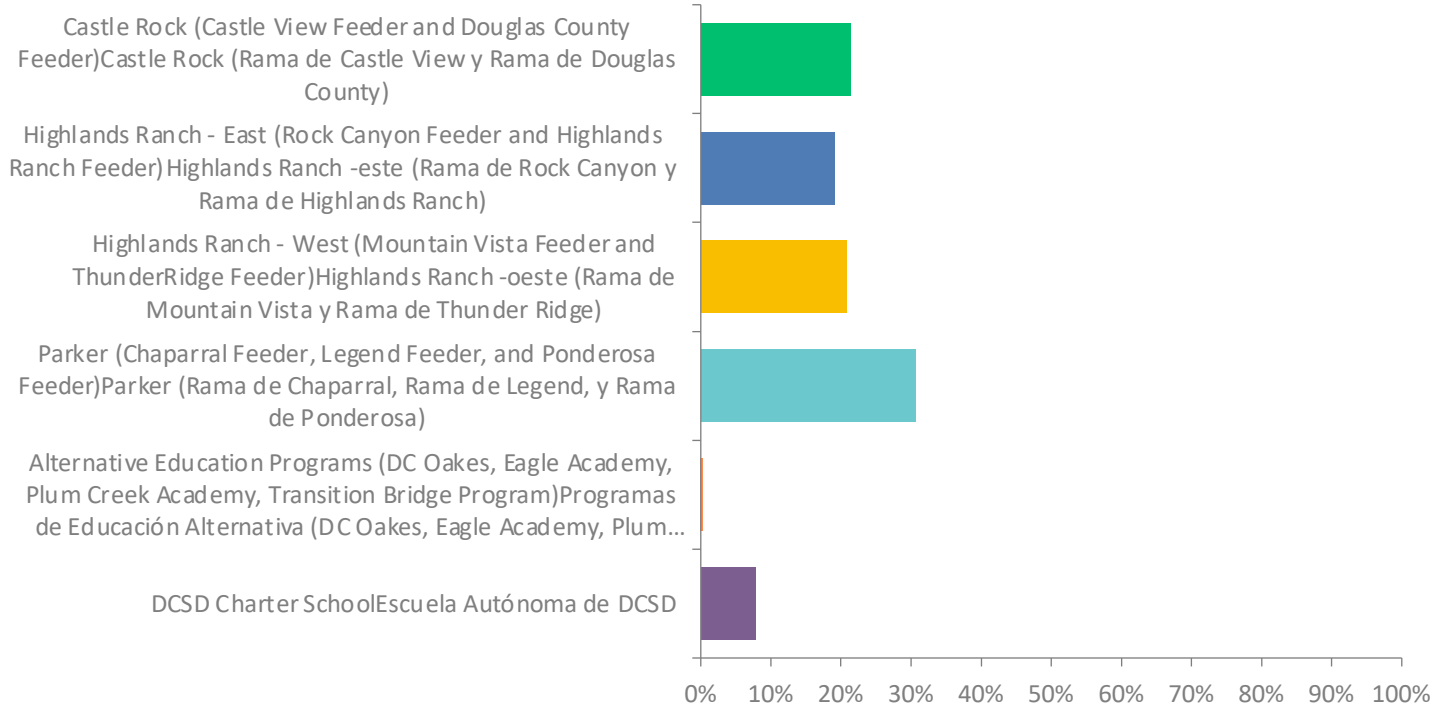
Q4: (Please select all that apply) I have children in:



ANSWER CHOICES	RESPONSES	
PreschoolPre-escolar	4.93%	63
Elementary SchoolEscuela Primaria	51.68%	660
Middle SchoolEscuela Intermedia	35.16%	449
High SchoolEscuela Secundaria	51.68%	660
TOTAL		1832

• Answered: 1277

Q5: Please identify the region that your child's school(s) are located.



• Answered: 1277

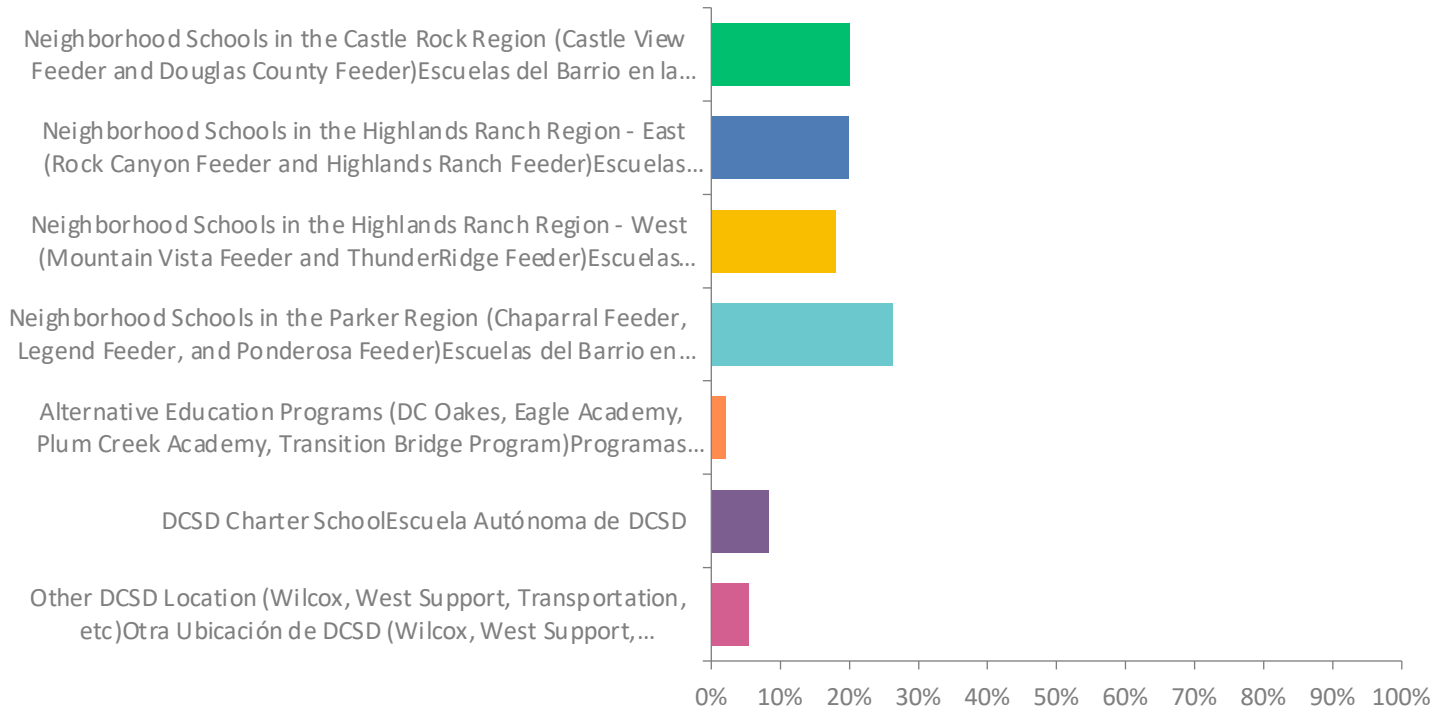

Q5: Please identify the region that your child's school(s) are located.



ANSWER CHOICES	RESPONSES	
Castle Rock (Castle View Feeder and Douglas County Feeder)	21.38%	273
Highlands Ranch - East (Rock Canyon Feeder and Highlands Ranch Feeder)	19.11%	244
Highlands Ranch - West (Mountain Vista Feeder and ThunderRidge Feeder)	20.75%	265
Parker (Chaparral Feeder, Legend Feeder, and Ponderosa Feeder)	30.62%	391
Alternative Education Programs (DC Oakes, Eagle Academy, Plum Creek Academy, Transition Bridge Program)	0.31%	4
DCSD Charter	7.83%	100
TOTAL		1277

• Answered: 1277

Q6: Please identify the location where you are a staff member.



• Answered: 3324

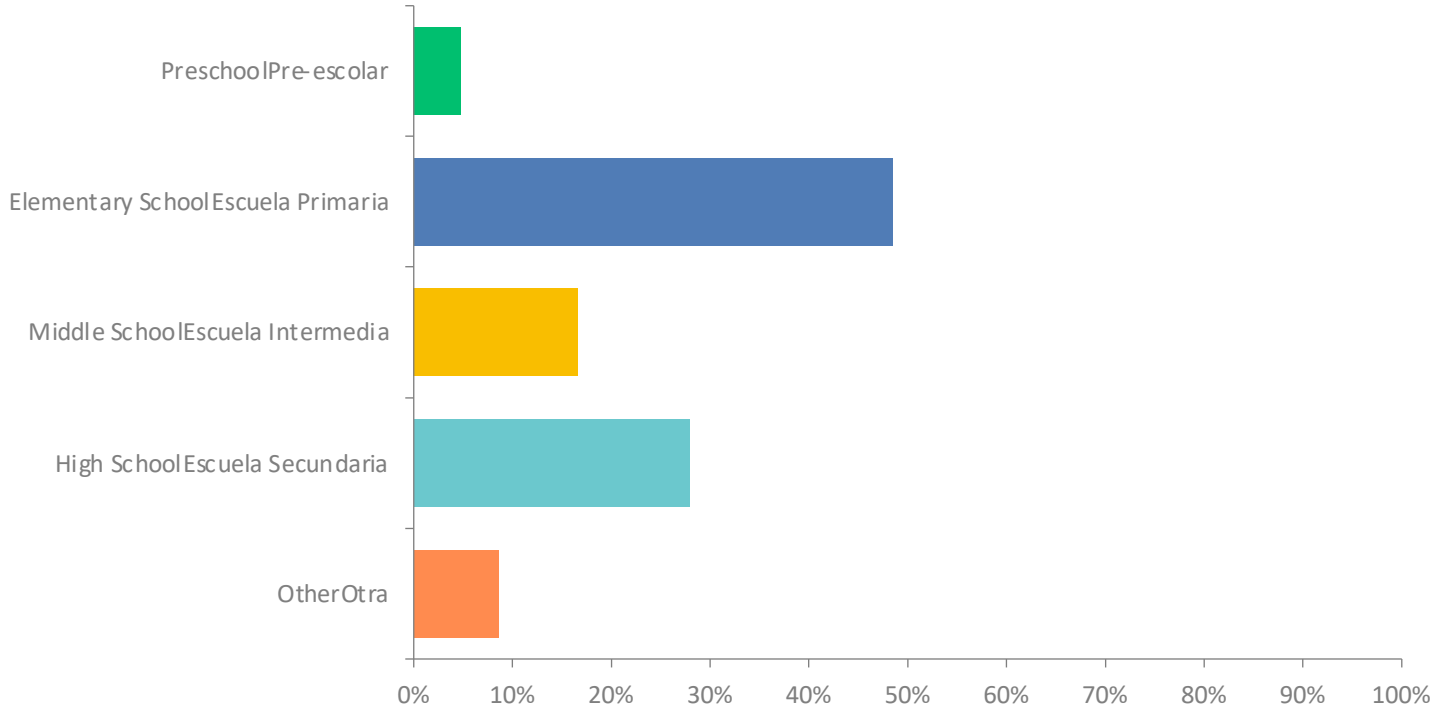
Q6: Please identify the location where you are a staff member.



ANSWER CHOICES	RESPONSES	
Neighborhood Schools in the Castle Rock Region (Castle View Feeder and Douglas County Feeder)	20.04%	666
Neighborhood Schools in the Highlands Ranch Region - East (Rock Canyon Feeder and Highlands Ranch Feeder)	19.86%	660
Neighborhood Schools in the Highlands Ranch Region - West (Mountain Vista Feeder and ThunderRidge Feeder)	18.05%	600
Neighborhood Schools in the Parker Region (Chaparral Feeder, Legend Feeder, and Ponderosa Feeder)	26.23%	872
Alternative Education Programs (DC Oakes, Eagle Academy, Plum Creek Academy, Transition Bridge Program)	2.08%	69
DCSD Charter School Escuela Autónoma de DCSD	8.30%	276
Other DCSD Location (Wilcox, West Support, Transportation, etc)	5.45%	181
TOTAL		3324

• Answered: 3324

Q7: Please identify where you work



• Answered: 3324

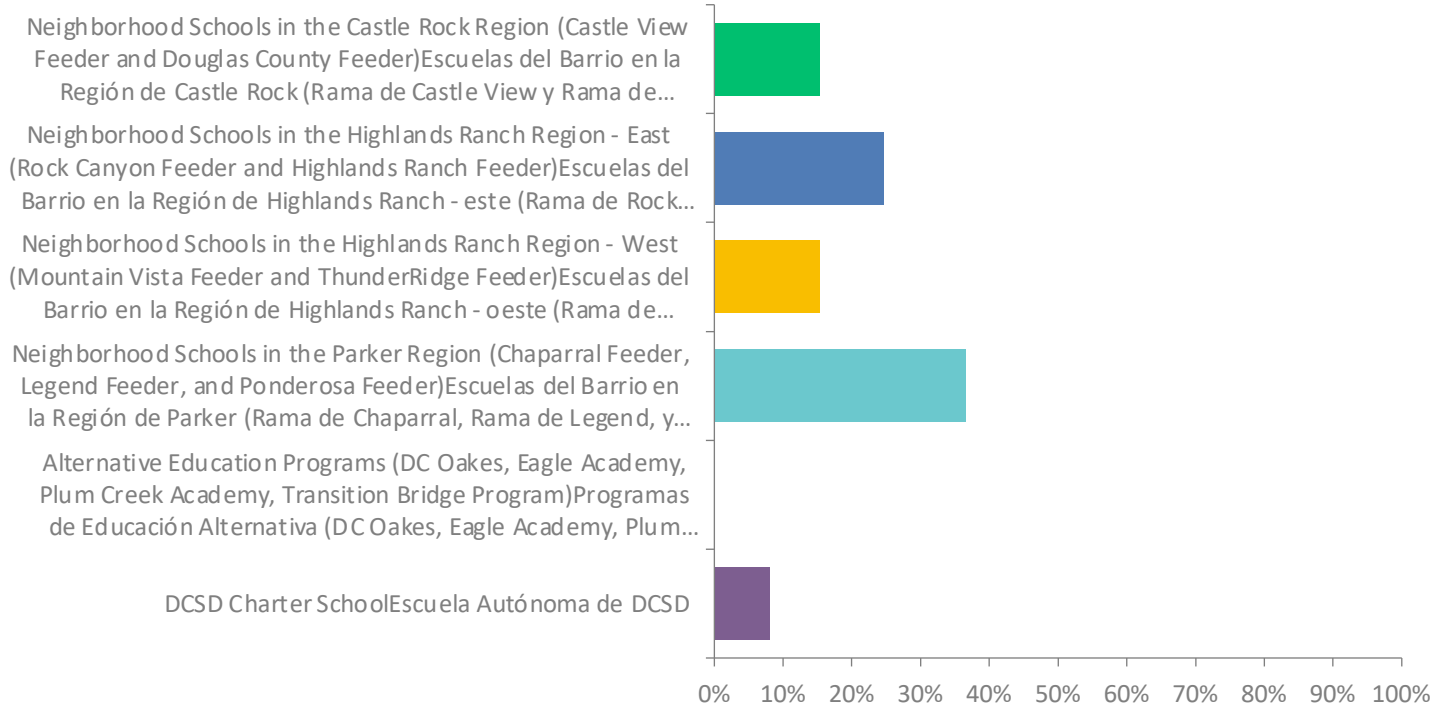
Q7: Please identify where you work?



ANSWER CHOICES	RESPONSES	
Preschool	4.78%	159
Elementary School	48.44%	1610
Middle School	16.64%	553
High School	27.89%	927
Other	8.57%	285
TOTAL		3534

• Answered: 3324

Q8: Please identify where you attend school.



• Answered: 235

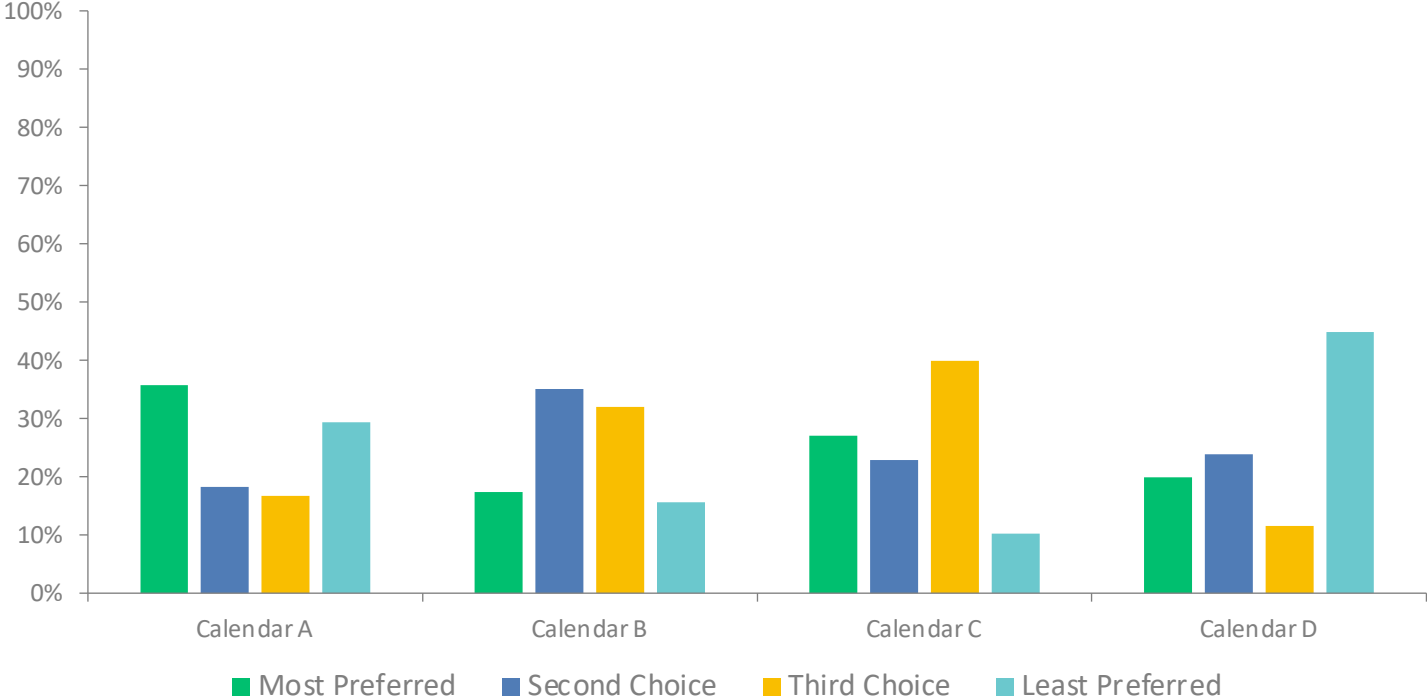
Q8: Please identify where you attend school.



ANSWER CHOICES	RESPONSES	
Neighborhood Schools in the Castle Rock Region (Castle View Feeder and Douglas County Feeder)	15.32%	36
Neighborhood Schools in the Highlands Ranch Region - East (Rock Canyon Feeder and Highlands Ranch Feeder)	24.68%	58
Neighborhood Schools in the Highlands Ranch Region - West (Mountain Vista Feeder and ThunderRidge Feeder)	15.32%	36
Neighborhood Schools in the Parker Region (Chaparral Feeder, Legend Feeder, and Ponderosa Feeder)	36.60%	86
Alternative Education Programs (DC Oakes, Eagle Academy, Plum Creek Academy, Transition Bridge Program)	0%	0
DCSD Charter	8.09%	19
TOTAL		235

• Answered: 235

Q25: After reviewing the four 2023-24 calendar options (A, B, C, and D) and please rank your preference.



• Answered: 9454

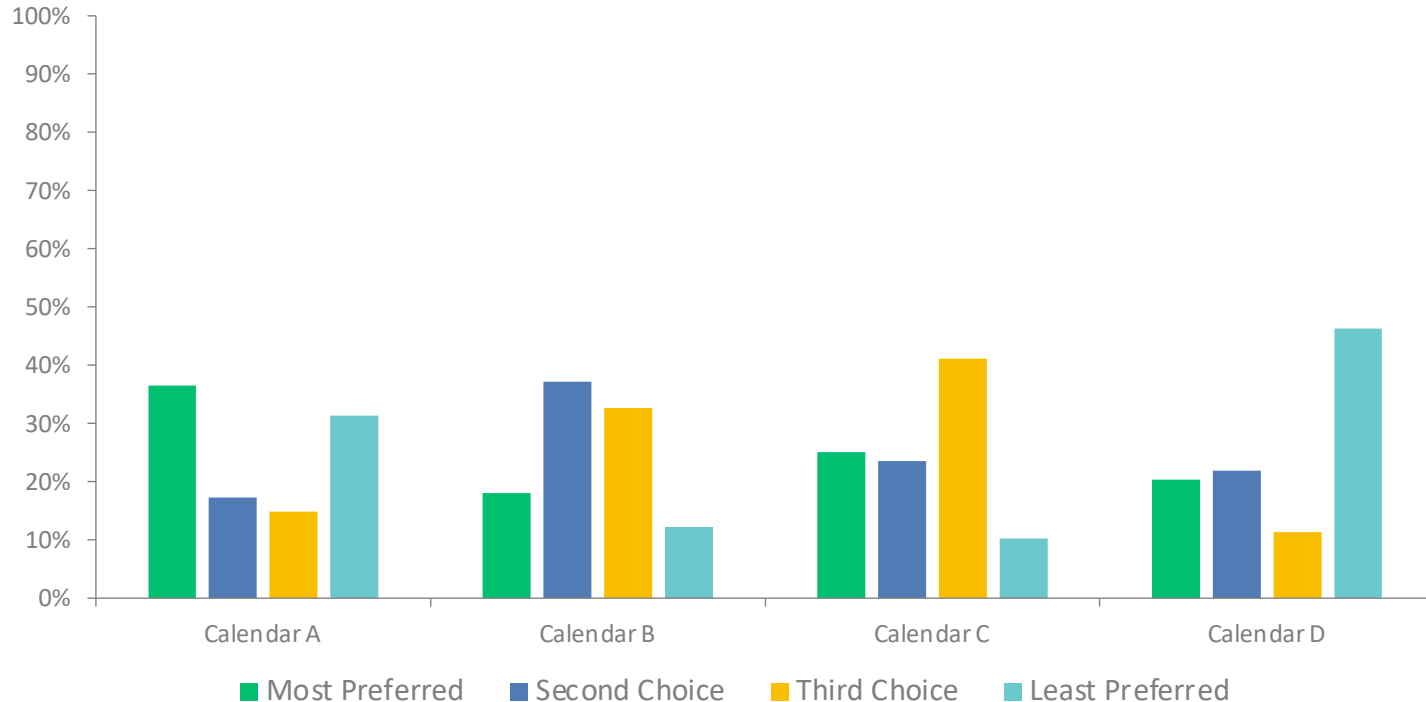
Q25: After reviewing the four 2023-24 calendar options (A, B, C, and D) and please rank your preference.



	MOST PREFERRED	SECOND CHOICE	THIRD CHOICE	LEAST PREFERRED	TOTAL	WEIGHTED AVERAGE
Calendar A	35.74% 3379	18.28% 1728	16.67% 1576	29.31% 2771	9454	2.96
Calendar B	17.38% 1643	35.05% 3314	31.98% 3023	15.59% 1474	9454	2.72
Calendar C	27.00% 2553	22.86% 2161	39.87% 3769	10.27% 971	9454	2.94
Calendar D	19.88% 1879	23.81% 2251	11.49% 1086	44.83% 4238	9454	2.39

• Answered: 9454

Q26: After reviewing the four 2024-25 calendar options (A, B, C, and D) and please rank your preference.



• Answered: 9190

Q26: After reviewing the four 2024-25 calendar options (A, B, C, and D) and please rank your preference.



	MOST PREFERRED	SECOND CHOICE	THIRD CHOICE	LEAST PREFERRED	TOTAL	WEIGHTED AVERAGE
Calendar A	36.51% 3355	17.33% 1593	14.84% 1364	31.32% 2878	9190	2.96
Calendar B	18.02% 1656	37.15% 3414	32.67% 3002	12.17% 1118	9190	2.79
Calendar C	25.06% 2303	23.59% 2168	41.10% 3777	10.25% 942	9190	2.89
Calendar D	20.41% 1876	21.93% 2015	11.39% 1047	46.27% 4252	9190	2.37

• Answered: 9190 ,: 4858