

Superintendent Reports

March 02, 2021



**The information in this presentation will
be updated on March 2, 2021 with
the most recent information available.**

Topics

- In-Person Learning Plan
- State Assessment Update

Substitute Teacher Update

- Monitoring vacancy impact of second vaccination
- Collaboration planning with School Leadership & Human Resources
- Sub alerts and communication with our substitutes regarding vacancies
- Hard to fill sub rate in March \$140/day

Average Fill Rate- week 2/22 (751 out of 775)	97%
Average Fill Rate- week 2/15 (777 out of 862)	90%
Average Fill Rate- week 2/8 (742 out of 792)*	93%
Average Fill Rate- week 2/1 (675 out of 703)*	96%
Average Fill Rate- week 1/18 (490 out of 508)*	96%
Average Fill Rate- week 1/25 (682 out of 720)*	95%

**Vacancies reflect all reasons for absence, including COVID.*

Dial Level – Douglas County: **Yellow Concern**

A. <u>7-day Cumulative Incidence Rates per 100,000 People (Dial Metric)</u>	130.00
B. <u>Two-week Cumulative Incidence Rates per 100,000 People (Dial Metric)</u>	280.77
C. <u>7-Day Average Test Positivity (%) (Dial Metric)</u>	4.51%
D. <u>Two-Week Average Test Positivity (%) (Dial Metric)</u>	4.84%
E. <u>Percent Change in Two-Week Incidence Rates Over Time (Caution Metric)</u>	-20.0%
F. <u>% Change in Hospitalizations of persons with Covid (Caution Metric)</u>	-73.7%
G. <u>Trend in 2-week Incidence Rates, Youth Ages 5-18 (Caution)</u>	-10.0%

TCHD revised the Caution Metrics for Schools to reflect CDPHE updated Dial 2.0 Metrics that went into effect on February 6th. (Note - School settings do not change in Dial 2.0.)

Source: [CDPHE Dial FAQ](#)

Caution Metrics for Schools & Dial Metrics

Caution metrics were developed by The Metro Denver Partnership for Health to guide schools and organizations in decision-making. These measures can be used alongside the Dial Metrics to help community members and organizations understand COVID-19's spread in our counties.

Adams, Arapahoe, and Douglas Counties | Updated 2/25/21, 8am | CDPHE Data as of 2/24/21, 6pm

Dial Levels & Metrics

Adams: **Yellow: Concern** | Arapahoe: **Yellow: Concern** | Douglas: **Yellow: Concern**

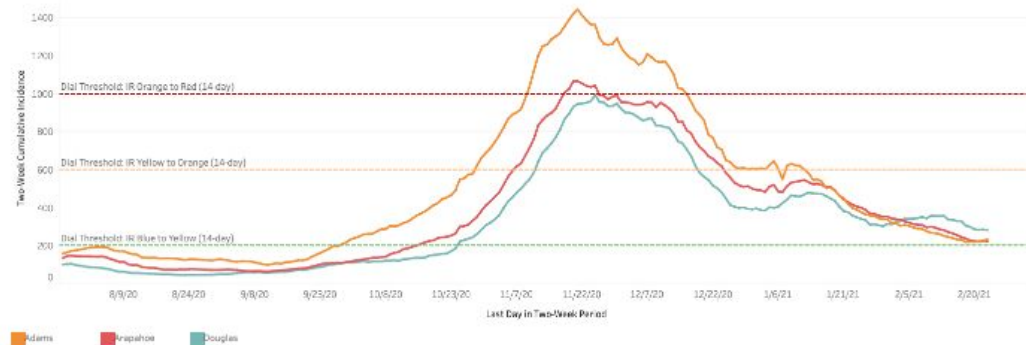
A

Indicator	Metric and Threshold	County Measure	Status of Indicator
7-Day Cumulative Incidence Rates per 100,000 People (Dial Metric) Feb 17 - Feb 23, 2021	7-day Incidence Rate (IR) = (# cases in past 7 days) / (population) * 100,000	Adams 129.37	Yellow: Concern
	15-100: Safer Level Blue: Protect Our Neighbors, >100-300: Safer Level Yellow: Concern, >300-500: Safer Level Orange: High Risk, >500: Safer Level Red: Severe	Arapahoe 110.68	Yellow: Concern
	These data are calculated by CDPHE.	Douglas 130.00	Yellow: Concern
Two-Week Cumulative Incidence Rates per 100,000 People (Dial Metric) Feb 10 - Feb 23, 2021	14-day Incidence Rate (IR) = (# cases in past two weeks) / (population) * 100,000	Adams 232.10	Yellow: Concern
	60-200: Safer Level Blue: Protect Our Neighbors, >200-600: Safer Level Yellow: Concern, >600-1,000: Safer Level Orange: High Risk, >1,000: Safer Level Red: Severe	Arapahoe 222.74	Yellow: Concern
	These data are calculated by CDPHE.	Douglas 280.77	Yellow: Concern
7-Day Average Test Positivity (%) (Dial Metric) Feb 17 - Feb 23, 2021 PCR Tests only	7-day average test positivity = Average of Daily % positivity for past 7 days, % Positivity = (# cases reported by report date) / (# tests completed on that day)	Adams 5.26%	Yellow: Concern
	Less than 5%: Protect Our Neighbors; >5%-7.5%: Yellow: Concern; 7.5%-10%: Orange: High Risk; >10%: Red: Severe	Arapahoe 3.75%	Protect Our Neighbors
	These data are calculated by CDPHE.	Douglas 4.51%	Protect Our Neighbors
Two-Week Average Test Positivity (%) (Dial Metric) Feb 10 - Feb 23, 2021 PCR Tests only	14-day average test positivity = Average of Daily % positivity for past 14 days, % Positivity = (# cases reported by report date) / (# tests completed on that day)	Adams 4.72%	Protect Our Neighbors
	Less than 5%: Protect Our Neighbors; >5%-7.5%: Yellow: Concern; 7.5%-10%: Orange: High Risk; >10%: Red: Severe	Arapahoe 3.70%	Protect Our Neighbors
	These data are calculated by CDPHE.	Douglas 4.84%	Protect Our Neighbors

D

Two-Week Incidence Rate per 100,000, by county*

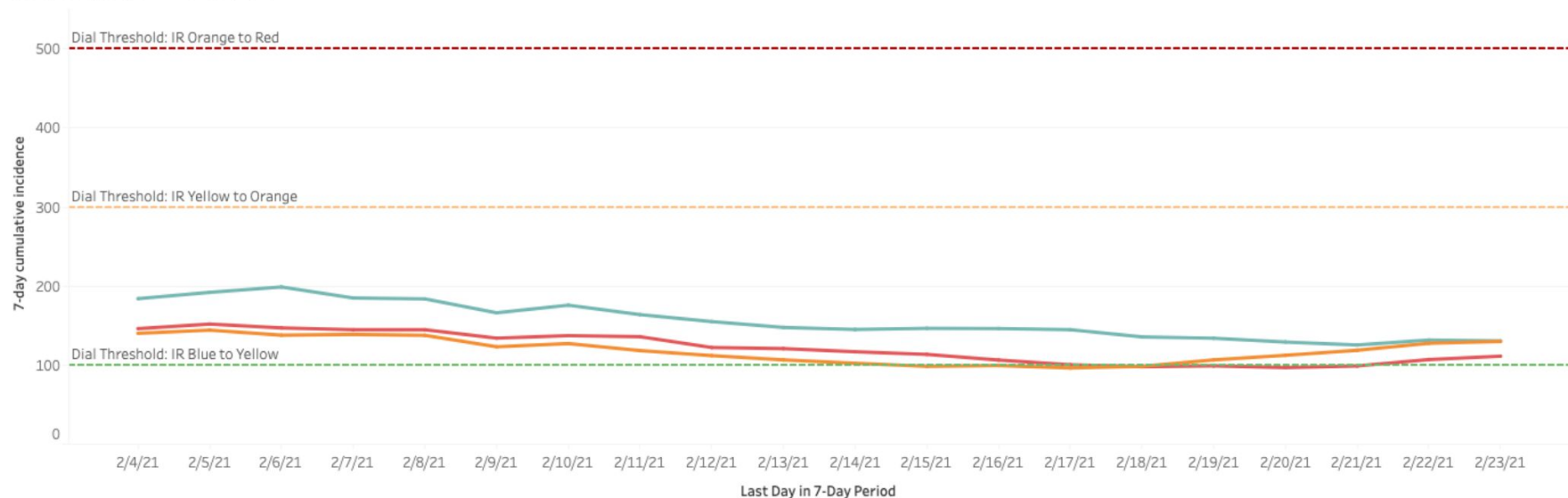
Adams, Arapahoe, and Douglas Counties



7-Day Incidence Rate per 100,000, by county*

Adams, Arapahoe, and Douglas Counties

Data calculated by CDPHE since 2/4/2021



Caution Metrics

E

Indicator	Metric and Threshold	County Measure	Status of Indicator
Percent Change in Two-Week Incidence Rates Over Time (Caution Metric) Feb 7-Feb 20, 2021 compared to Jan 31-Feb 13, 2021 Calculations by TCHD using CDPHE data.	Weekly % Change in 14-day IR = ((IRweekN)/(IRweekN-1)) - 1	Adams -12.5%	Good
	<=25% increase: Good; 25-50% increase: Medium; >50% increase: High	Arapahoe -20.8%	Good
		Douglas -20.0%	Good
% Change in Hospitalizations of persons with COVID (Caution Metric) Most recent two week-period compared to previous two week period. Updated every Sunday to reflect previous full week (Sun-Sat). First Admissions only.	Two-Week % Change in Hospitalizations = ((SUM(Hospitalizations)periodN)/(SUM(Hospitalizations)periodN-1))-1 where periods are two-week, adjacent, non-overlapping periods	Adams -68.2%	Good
	<=5% increase: Good; 5-25% increase: Medium; >25% increase: High	Arapahoe -71.3%	Good
		Douglas -73.7%	Good
Trend in 2-Week Incidence Rates, Youth Ages 5-18 (Caution) Most recent two week-period compared to previous two week period. Updated every Sunday to reflect previous full week (Sun-Sat)	% Change in 14-Day Incidence Rate between past two weeks and two weeks prior. 14-day Incidence Rate (IR) = (# cases in past two weeks among people aged 5-18) / (population aged 5-18) * 100,000	Adams -33.5%	Good
	%25 or less: Good; 26 - 50% increase: Medium; 51-100% increase: High	Arapahoe -22.4%	Good
		Douglas -10.0%	Good

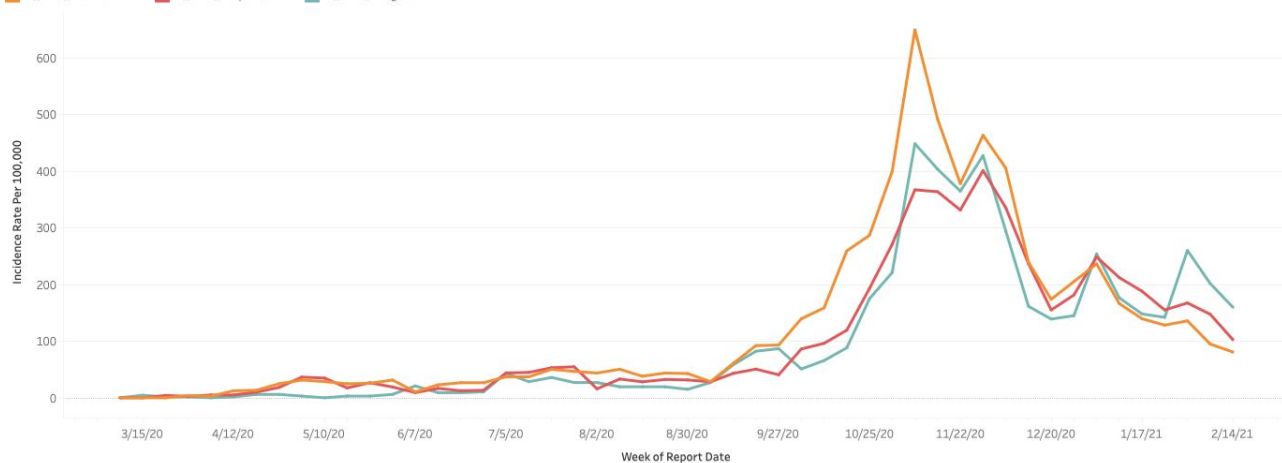
F

G

Weekly Incidence Rates (IR) per 100,000, Youth Ages 5-18

Adams, Arapahoe, and Douglas Counties

IR_5-18_Adams IR_5-18_Arapahoe IR_5-18_Douglas



Staff Vaccination Update

- We value employees and have made vaccine opportunities a priority
 - Providers are sending invites for any employees that still want a vaccine
 - Continue to log information in Workday for planning/access purposes
- Accessibility of the vaccine for all student-facing staff has been a top priority
 - Evident in 3 weeks we have been able to make this happen
- **All student-facing staff have had ability and access to vaccinations and the second vaccination for majority of our student facing employees will take place before Spring Break**
 - **This will help reduce quarantine levels as a system**
- DCSD on site employee vaccine clinic with Life Health
 - Sites: Castle Rock Middle School, Cresthill Middle School and Pine Grove Elementary, Transportation, Wilcox
 - For any employee that has not received a vaccination that wants one

Staff Vaccination Update*

Provider	Invitations	Appointments Scheduled	Doses Administered (1st Dose)
Kaiser	2,203	29	1,348
UCHealth	2,835	958	880
Childrens	455	112	56
Sky Ridge	96	N/A	96
Douglas County Emergency Mgmt	90	N/A	90
Life Health (on site clinic)	600	174	TBD
TOTAL	8,820 ⁺	1,273 ⁺	2,470 ⁺

Centura Health and STRIDE Community Health are also providers administering vaccine to staff, but are unable to provide numbers.

**Data does not include appointments made by individuals outside of DCSD opportunities*

COVID Testing

- COVID testing opportunities still available
 - Health care providers
 - COVID Check Colorado and community sites (statewide)
- Binax NOW at-home testing kits
 - Pilot program with the Colorado Department of Public Health and Environment (CDPHE)
 - Antigen test
 - One month of free at-home COVID tests for student-facing staff
 - Mailed directly to employees' homes

Full In Person Learning Middle School and High School

- Secondary Leaders are continuing to gather input from their students, staff, and parents on various aspects of full (5-day a week) in-person learning
 - Defining transition needs and any time to prepare
 - Quarantine procedures
 - Electives - Performing Art and PE
 - Social Distancing
 - Remote access and defining expectations
- The secondary focus group of principals met on Monday to draft collective commitments in the implementation/application of full in-person learning
- All secondary principals will review commitments and adjustments will be made on Thursday - Draft of collective commitments to be added Monday

Full In Person Learning Middle School and High School

- Our plan as a BoE and District has been to return to full in person
- Our timing for 4th quarter is a natural transition
- We continue to collaborate with teachers to problem solve and transition.
 - Defining time to transition
 - Quarantine procedures
 - Electives - Performing Art and PE
 - Social Distancing
 - Remote access and defining expectations
- All student-facing staff have had ability and access to vaccinations and the second vaccination for majority of our student facing employees will take place before Spring Break

**We recommend Middle and High Schools
Return to Full In-Person 5 days starting March 22nd**

Summer Planning

- Information to be added

QUESTIONS?

State Assessment Update

- Colorado - House Bill ([HB21-1125](#)) was introduced on February 19, and addresses the following:
 - i. The bill suspends the administration of some of the state assessments, **contingent on a change to federal law or a waiver of federal law from the federal department of education.**
 - ii. The bill prohibits a school district from using student academic growth measures or student performance measures when evaluating teachers and principals for the 2020-2021 school year.
 - iii. The bill requires a school or a school district to implement the school plan type that was assigned in the preceding school year.
- U.S. Department of Education - acting assistant education secretary wrote a [letter](#) on February 22 to clarify the U.S. Department of Education's position on state testing and accountability.
 - i. Invites states to submit waivers from federal accountability and school identification requirements
 - ii. Maintains state reporting requirements including disaggregated data
 - iii. **Requires states to administer state testing** with some flexibility including shortening the tests, offering remote administration and extending the assessment window.
- The CDE provided this [memo](#) to the State Board of Education on January 29 regarding Assessment Administration Considerations for Spring 2021.