

# Douglas County School District Financial Plan & Budget

Final Revised Budget | 2022-2023



# 2022-2023 Final Revised Budget Table of Contents

Members of Board of Education and Cabinet .....	2
DCSD Budget Commitments for 2022-2023.. .....	3
2022-2023 Changes to Budget Since Adoption .....	4
School vs School Support vs Central .....	5
2022-2023 Use of District Contingency.....	6
Summary of Combined General Funds.....	7
Summary of Special Revenue Funds.....	8
Summary of Other District Funds .....	9
Budgeted Revenues - Adopted .....	10
Budgeted Revenues - Final Revised .....	11
Budgeted Expenditures - Adopted .....	12
Budgeted Expenditures - Final Revised.....	13
Staff Position Budgets .....	14
<b>Combined General Fund Budgets</b>	
General Fund Revenues .....	16
General Fund Expenditures.....	17
Outdoor Education Fund 13.....	18
Capital Projects Fund 14 .....	19
Full Day Kindergarten Fund 15.....	20
Transportation Fund 25.....	21
<b>Special Revenue Fund Budgets</b>	
Nutrition Services NSLP Fund 21 .....	24
Nutrition Services Non-NSLP Fund 28.....	25
Governmental Designated Purpose Grants Fund 22 ....	26
Pupil Activity Fund 23.....	27
Athletics and Activities Fund 26.....	28
Child Care Fund 29.....	29
<b>Debt Service &amp; Lease Payment Fund Budgets</b>	
Bond Redemption Fund 31.....	32
Certificate of Participation (COP) Lease Payment Fund 39.....	33
<b>Building Fund Budgets</b>	
Bond Building Fund 41 .....	36
Certificate of Participation (COP) Building Fund 45 .....	37

# 2022-2023 Final Revised Budget Table of Contents

## **Internal Service Fund Budgets**

Medical and Dental Fund 65.....	40
Short Term Disability Insurance Fund 66 ..	41

## **Trust Fund Budgets**

Private Purpose Trust Fund 75 .....	44
-------------------------------------	----

## **Charter School Budgets**

Charter Schools Summary of Revenues and Expenditures.....	46
Academy Charter School.....	47
American Academy Charter School .....	48
Aspen View Academy Charter School.....	49
Ben Franklin Academy Charter School.....	50
Challenge to Excellence Charter School.....	51
DCS Montessori Charter School .....	52
Global Village Academy Charter School.....	53
Hope Online Learning Academy .....	54
Leman Academy of Excellence Charter School .....	55
North Star Academy Charter School.....	56
Parker Core Knowledge Charter School .....	57
Parker Performing Arts Academy Charter School.....	58
Platte River Academy Charter School.....	59
Renaissance Secondary Charter School.....	60
SkyView Academy Charter School.....	61
STEM School Highlands Ranch.....	62
World Compass Academy Charter School.....	63

## **Resolutions**

2022-2023 Final Revised Appropriation Resolution .....	66
2022-2023 Final Revised Use of Fund Balance Resolution .....	67



# **EXECUTIVE SUMMARY**

# DOUGLAS COUNTY SCHOOL DISTRICT, Re. 1

## Colorado

### BOARD OF EDUCATION

Mike Peterson  
*President*  
*Director, District B*

Christy Williams  
*Vice President*  
*Director, District E*

Kaylee Winegar  
*Treasurer*  
*Director, District G*

Becky Myers  
*Secretary*  
*Director, District D*

Susan Meek  
*Director, District A*

Vacant  
*Director, District C*

David Ray  
*Director, District F*

### MEMBERS OF CABINET

Erin Kane  
*Superintendent*

Danelle Hiatt  
*Deputy Superintendent*

Danny Winsor  
*Assistant Superintendent*

Matt Reynolds  
*Learning Services Officer*

Jana Schleusner  
*Chief Financial Officer*

Mark Blair  
*Chief Technology Officer*

Richard Cosgrove  
*Chief Operations Officer*

Amanda Thompson  
*Chief Human Resources Officer*

Stacy Rader  
*Chief Communications Officer*

Mary Kay Klimesh  
*General Counsel*

# DOUGLAS COUNTY SCHOOL DISTRICT BUDGET COMMITMENTS FOR 2022-2023

---

Douglas County School District (DCSD) will continue to drive as much funding as reasonably possible to school budgets and employee compensation while still maintaining critical supports.

The largest budget priority for 2022-2023 was to invest in DCSD employees with the goal to be able to recruit, retain, develop and reward the best employees for students. Staff continually refine the Site-Based Budget (SBB) weighted student funding methodology for neighborhood schools and prioritize the ability for schools to maintain school purchasing power to offset compensation increases.

DCSD transitioned away from zero-based budgeting to priorities based budgeting for 2022-2023. The priorities of the budget are aligned with the themes of the DCSD Strategic Plan. The 2022-2023 Final Revised Budget reflects the cost of necessary support and services for schools and students.

On June 21, 2022, the DCSD Board of Education adopted a budget that used \$7.7 million of fund balance within the General Fund (where budgeted expenditures exceed budgeted revenue). The School Finance Act set the Per Pupil Revenue for DCSD at \$9,192 which represented a \$585 per student increase from the 2021-2022 Adopted Budget. Funded Pupil Count (FPC) projections were higher for 2022-2023 than 2021-2022 as well with 186 additional funded pupils including charter school funded pupils. Overall, this increase to Per Pupil Revenue and Funded Pupil Count equated to an overall increase in Total Program for DCSD of \$38.8 million year-over-year. The Colorado Department of Education has revised the Per Pupil Revenue to reflect actual student enrollment statewide as well as certification of mill levies for property tax collection which affects the local share of the Total Program formula. Based on the revised calculation, DCSD's Per Pupil Revenue decreased only slightly to \$9,191. This amount did not change with the State's Supplemental Budget signed by the Governor in the spring of 2023. Changes to enrollment and the associated Funded Pupil Count are outlined on page 4. As part of the 2022-2023 Final Revised Budget proposed for revision on June 20, 2023, staff recommend that the Board of Education approve a \$16.2 million use of fund balance within the General Fund. With this budgeted use of fund balance, District unassigned reserves will still be budgeted at \$66.4 million which exceeds the Adopted Budget amount of \$57.8 million for unassigned reserves.

The Final Revised Budget was built using the same budget philosophy as was used in both the Adopted Budget and the Revised Budget presented in January 2023. This includes a continued emphasis on minimizing budget to actual variance in financial reporting.

DCSD commits to a 100% equal per pupil share of mill levy override funds with District charter schools, excluding multi-district online charter schools, based on charter schools' actual funded pupil count in the 2022-2023 Final Revised Budget. Please see the [LINK](#) to the Board of Education resolution from June 5, 2018 for more information.

## 2022-2023 CHANGES TO BUDGET SINCE ADOPTION ON JUNE 21, 2022

The District's financial plan, adopted in June of the year prior to the budget year, may be amended with respect to both revenues and expenditures by the Board of Education prior to January 31<sup>st</sup> of the current year. After January 31<sup>st</sup>, supplemental budgets may be amended when money for a specific purpose, other than ad valorem taxes, becomes available to meet a contingency per C.R.S. 22-44-110(5). The Board of Education may revise the total budget for any of the funds due to unforeseen circumstances that did not exist at the time of the original budget adoption, such as emergencies or unanticipated revenues.

School districts in Colorado are funded based on the Student October Count. The Adopted Budget was built with projected enrollment before Student October Count. Year-over-year from October 2021 to October 2022, DCSD FPC decreased 880 funded pupils from 64,035 to 63,158. Year-over-year DCSD enrollment (all students) decreased 1,004 students from 63,876 to 62,872. Of this decrease in students, 324 were in charter schools which means district-run schools actually decreased 680 students year over year. The decrease in FPC is less than the decrease in enrollment and FPC actually exceeds enrollment due to the calculation of FPC using the averaging methodology provided by the School Finance Act. For school districts with declining FPC, funding is based on the highest of either the current year FPC or the average of the last two, three, four or five years. Without the averaging methodology, DCSD's FPC would be 61,440. October 2022 compared to projected enrollment for 2022-2023 resulted in a decrease of 494 funded pupils from 63,652 to 63,158. The major cause of the decrease from projected enrollment was due to decreased enrollment at HOPE Online, a multi-district online charter school within DCSD. The decrease in funded pupil count resulted in a decrease of \$4.6 million from the Adopted to Revised Budget in the Total Program formula.

Additionally, the Pupil Revenue changed slightly from \$9,192 to \$9,191 as funded within the State Supplemental Budget in spring 2023. Overall, the decrease in funding was largely passed on to charter schools based on the school's Student October Count. The decrease to the charter school pass through is \$5.6 million.

In addition to the changes in funding from the School Finance Act, the actual beginning fund balance within the General Fund was higher than projected when the budget was adopted in June 2022. The beginning fund balance increased by \$9.2 million. The most significant revisions to the General Fund budgeted expenditures were outlined in the 2022-2023 Revised Budget presented to the Board of Education in January 2023. Refer to the [LINK](#) to the 2022-2023 Revised Budget, p. 3.

There are only two major reasons for the changes to the General Fund budgeted expenditures since the Revised Budget in January 2023. The first is use of District contingency which predominately occurred in spring 2023. The detailed uses approved by the Superintendent's Cabinet are outlined on p. 6. The second is repurposing salary and benefit budgets for vacant positions to purchased services in order to contract labor when employees are not available for essential support functions.





# 2022-2023 BUDGET COMBINED GENERAL FUND SCHOOL vs. SCHOOL SUPPORT vs. CENTRAL

The following illustrative example demonstrates that approximately 74% of Combined General Fund expenditures (excluding Charter School Pass Through) are spent directly in schools.

## Per Pupil Expense: Neighborhood Schools Only

Expenditures	2022-2023 Adopted		2022-2023 Revised		2022-2023 Final Revised	
	Per Pupil Amount	Percent of Total Expense	Per Pupil Amount	Percent of Total Expense	Per Pupil Amount	Percent of Total Expense
<b>Direct School Expenditures</b>						
Site Based Budget Allocation	\$ 5,583	43.9%	\$ 5,583	42.2%	\$ 5,583	41.2%
Discretionary (SBB Allocation)	828	6.5%	1,149	8.7%	1,152	8.5%
Non-Discretionary (SBB Allocation)	2,651	20.8%	2,683	20.3%	2,667	19.7%
Alternative School Allocation	321	2.5%	320	2.4%	320	2.4%
Utilities	259	2.0%	258	1.9%	265	2.0%
Department Head Pay	9	0.1%	8	0.1%	7	0.1%
<b>Total Direct School Expenditures</b>	<b>\$ 9,651</b>	<b>75.8%</b>	<b>\$ 10,001</b>	<b>75.5%</b>	<b>\$ 9,995</b>	<b>73.8%</b>
<b>School Support Expenditures</b>						
SPED and ECE SPED - Non SBB Allocation	\$ 696	5.5%	\$ 697	5.3%	\$ 726	5.4%
Transportation Interfund Transfer	345	2.7%	363	2.7%	366	2.7%
Operations and Maintenance	414	3.3%	408	3.1%	433	3.2%
Student Support Services	330	2.6%	381	2.9%	383	2.8%
Athletics and Activities	124	1.0%	125	0.9%	126	0.9%
Security	113	0.9%	169	1.3%	177	1.3%
Post Secondary Education	133	1.0%	145	1.1%	167	1.2%
Curriculum, Instruction and Professional Growth	58	0.5%	83	0.6%	102	0.8%
Internet and Phones Service	31	0.2%	31	0.2%	31	0.2%
Assessment	54	0.4%	56	0.4%	56	0.4%
Planning and Construction and Chief Operating Officer	28	0.2%	28	0.2%	28	0.2%
Classroom Applications Licensing and Support	6	0.1%	6	0.0%	7	0.1%
<b>Total School Support Expenditures</b>	<b>\$ 2,331</b>	<b>18.3%</b>	<b>\$ 2,492</b>	<b>18.8%</b>	<b>\$ 2,602</b>	<b>19.2%</b>
<b>Central Expenditures</b>						
Information Technology	\$ 134	1.1%	\$ 134	1.0%	\$ 295	2.2%
Business Services	115	0.9%	114	0.9%	121	0.9%
Human Resources	87	0.7%	87	0.7%	90	0.7%
Workday, Infinite Campus and Other Systems						
Licensing and Support	63	0.5%	62	0.5%	62	0.5%
Worker's Compensation	52	0.4%	51	0.4%	51	0.4%
Risk Management	61	0.5%	63	0.5%	71	0.5%
Firewall, Servers, Other Operations Licensing and Support and Data Center	61	0.5%	61	0.5%	61	0.4%
School Leadership	53	0.4%	53	0.4%	65	0.5%
Choice Office and Home Education Partnership	32	0.3%	32	0.2%	32	0.2%
Legal	31	0.2%	31	0.2%	31	0.2%
Communications	23	0.2%	26	0.2%	30	0.2%
Superintendent	14	0.1%	14	0.1%	15	0.1%
Board of Education	11	0.1%	12	0.1%	16	0.1%
Sick Leave Severance	10	0.1%	11	0.1%	11	0.1%
Mobile Moves	2	0.0%	2	0.0%	2	0.0%
<b>Total Central Expenditures</b>	<b>\$ 748</b>	<b>5.9%</b>	<b>\$ 752</b>	<b>5.7%</b>	<b>\$ 954</b>	<b>7.0%</b>
<b>Total Per Pupil Expenditures</b>	<b>\$ 12,730</b>	<b>100.0%</b>	<b>\$ 13,245</b>	<b>100.0%</b>	<b>\$ 13,551</b>	<b>100.0%</b>

## 2022-2023 USE OF DISTRICT CONTINGENCY

The 2022-2023 Adopted Budget included \$6,042,300 of District contingency. As of June 7, 2023 the contingency has a remaining balance of \$3,202,497. The following uses have been approved by the Superintendent's Cabinet since July 1, 2022. All uses are organized chronologically based on approval date. There are multiple uses for curriculum based on increased student need for services and materials throughout the year.

<b>2022-2023 General Fund Contingency</b>	
<b>As of July 1, 2022</b>	
<b>Adopted Budget Contingency Beginning Balance</b>	<b>\$ 6,042,300</b>
<u>Use of Contingency</u>	
Jul-22 boys volleyball district-funded coaches	\$ 28,299
Aug-22 Core reading curriculum support	\$ 90,000
Sep-22 communications and marketing FTE additions	\$ 126,721
Sep-22 custodian for Legacy Campus	\$ 72,854
Sep-22 Core reading curriculum support	\$ 76,952
Sep-22 instructional support through School Leadership	\$ 5,700
Oct-22 legal settlement	\$ 97,500
Dec-22 property insurance claims	\$ 100,000
Feb-23 security radios	\$ 300,000
Feb-23 snow removal services	\$ 300,000
Mar-23 security radios	\$ 50,761
Mar-23 Core reading curriculum support	\$ 23,048
Apr-23 Operations and Maintenance building repairs, maintenance and services	\$ 250,000
Apr-23 new payroll timeclock installation project	\$ 24,610
Apr-23 hiring and recruiting support	\$ 54,000
Apr-23 Special Education school-based staffing	\$ 82,622
Apr-23 Parker Transportation Terminal renovations	\$ 100,000
May-23 Bond/MLO election polling	\$ 35,000
May-23 hiring incentives	\$ 30,713
May-23 liability insurance claims	\$ 368,000
May-23 security equipment and infrastructure improvements	\$ 8,962
May-23 School Leadership support for Castle View bell schedule changes	\$ 89,011
May-23 Special Education out of district tuition	\$ 400,000
Jun-23 middle school curriculum pilot	\$ 125,050
<b>Total Use of Contingency</b>	<b>\$ 2,839,803</b>
<b>Contingency Balance</b>	<b>\$ 3,202,497</b>

# SUMMARY OF COMBINED GENERAL FUNDS 2022-2023 FINAL REVISED BUDGET

	General Fund (10)	Outdoor Education Fund (13)	Capital Projects Fund (14)	Full Day Kindergarten Fund (15)	Transportation Fund (25)
Beginning Fund Balance	\$ 152,766,801	\$ 25,065	\$ 10,172,826	\$ -	\$ 5,608,852
Revenues					
Property Taxes	\$ 293,617,215	\$ -	\$ -	\$ -	\$ -
Specific Ownership Taxes	31,999,174	-	-	-	-
Other Local Income	33,764,497	1,364,600	6,965,522	-	1,578,554
Intergovernmental	385,453,033	139,200	-	-	4,751,354
Other	-	-	-	-	-
<b>Total Revenues</b>	<b>\$ 744,833,919</b>	<b>\$ 1,503,800</b>	<b>\$ 6,965,522</b>	<b>\$ -</b>	<b>\$ 6,329,908</b>
Expenditures					
Salaries	340,828,784	747,294	-	-	11,659,762
Benefits	125,984,582	264,580	-	-	4,578,898
Purchased Services	42,320,771	130,471	30,640	-	8,074,345
Contracts w/ Charter Schools	166,684,465	-	-	-	-
Supplies	41,095,790	327,646	-	-	3,204,488
Equipment	-	10,000	20,907,298	-	985,000
Other	2,964,301	63,208	-	-	(739,148)
<b>Total Expenditures</b>	<b>\$ 719,878,693</b>	<b>\$ 1,543,199</b>	<b>\$ 20,937,938</b>	<b>\$ -</b>	<b>\$ 27,763,345</b>
BOE Contingency	\$ 3,202,497	\$ -	\$ -	\$ -	\$ -
<b>Net Income/(Loss)</b>	<b>\$ 21,752,729</b>	<b>\$ (39,399)</b>	<b>\$ (13,972,416)</b>	<b>\$ -</b>	<b>\$ (21,433,437)</b>
Transfers In/(Out)	(36,097,834)	23,084	11,723,234	-	16,603,238
<b>Net Change in Fund Balance</b>	<b>\$ (14,345,105)</b>	<b>\$ (16,315)</b>	<b>\$ (2,249,182)</b>	<b>\$ -</b>	<b>\$ (4,830,199)</b>
<b>Ending Fund Balance</b>	<b>\$ 138,421,696</b>	<b>\$ 8,750</b>	<b>\$ 7,923,644</b>	<b>\$ -</b>	<b>\$ 778,653</b>
TABOR Reserve	18,570,000	-	-	-	-
BOE Reserve	18,570,000	-	-	-	-
School Carry Over Reserve	20,003,538	-	2,700,234	-	-
Medicaid Carry Over Reserve	1,725,576	-	-	-	-
Multi-Year Lease Reserve	3,782,903	-	-	-	-
SPED/Mental Health Reserve	-	-	-	-	-
Mental Health and Security Grant	287,761	-	-	-	-
Assignment of 2018 Mill Levy Override	7,256,123	-	-	-	-
<b>Ending Fund Balance - after reserves</b>	<b>\$ 68,225,795</b>	<b>\$ 8,750</b>	<b>\$ 5,223,410</b>	<b>\$ -</b>	<b>\$ 778,653</b>

- General Fund 10 - accounts for 72% of all the financial activity in the District inclusive of teacher salary and benefits as well as supplies and services
- Outdoor Education Fund 13 - accounts for the financial activity associated with Stone Canyon Outdoor Adventures, a District program providing outdoor educational experiences to 5th and 6th grade students
- Capital Projects Fund 14 - accounts for the financial activity associated with building remodels, equipment purchases and technology devices with a value of \$5,000 or more
- Full Day Kindergarten Fund (FDK) 15 – accounted for the financial activity associated with the FDK tuition based program at many of the District elementary schools. This fund was discontinued with implementation of state-funded FDK.
- Transportation Fund 25 – accounts for the financial activity associated with transporting students to and from school as well as field trips and athletic events

# SUMMARY OF SPECIAL REVENUE FUNDS

## 2022-2023 FINAL REVISED BUDGET

	Nutrition Services NSLP Fund (21)	Nutrition Services Non- NSLP Fund (28)	Governmental Designated Purpose Grants Fund (22)	Pupil Activity Fund (23)	Athletics and Activities Fund (26)	Child Care Fund (29)
Beginning Fund Balance	\$ 9,483,172	\$ 16,801	\$ -	\$ 1,224,000	\$ 2,504,281	\$ 2,920,252
Revenues						
Property Taxes	-	-	-	-	-	-
Specific Ownership Taxes	-	-	-	-	-	-
Other Local Income	12,877,607	6,010,543	294,024	1,411,784	12,823,151	13,151,199
Intergovernmental	6,159,398	-	22,431,969	-	-	-
Other	-	-	-	-	-	-
<b>Total Revenues</b>	<b>\$ 19,037,005</b>	<b>\$ 6,010,543</b>	<b>\$ 22,725,993</b>	<b>\$ 1,411,784</b>	<b>\$ 12,823,151</b>	<b>\$ 13,151,199</b>
Expenditures						
Salaries	6,892,020	2,034,633	11,310,725	138,073	6,152,242	8,874,940
Benefits	2,749,725	854,879	3,755,439	31,551	1,296,101	2,940,750
Purchased Services	486,780	193,320	4,270,432	525,413	4,683,734	1,055,223
Contracts w/ Charter Schools	-	-	-	-	-	-
Supplies	10,378,769	2,969,430	2,173,725	678,495	4,521,715	411,180
Equipment	4,605,000	-	156,123	56,028	388,654	-
Other	1,566,550	243,800	1,059,549	38,238	1,398,625	637,178
<b>Total Expenditures</b>	<b>\$ 26,678,844</b>	<b>\$ 6,296,062</b>	<b>\$ 22,725,993</b>	<b>\$ 1,467,798</b>	<b>\$ 18,441,071</b>	<b>\$ 13,919,271</b>
BOE Contingency	\$ -	\$ -	\$ -	\$ -	\$ -	\$ -
<b>Net Income/(Loss)</b>	<b>\$ (7,641,839)</b>	<b>\$ (285,519)</b>	<b>\$ -</b>	<b>\$ (56,014)</b>	<b>\$ (5,617,920)</b>	<b>\$ (768,072)</b>
Transfers In/(Out)	362,884	268,718	-	-	5,437,684	560,107
<b>Net Change in Fund Balance</b>	<b>\$ (7,278,955)</b>	<b>\$ (16,801)</b>	<b>\$ -</b>	<b>\$ (56,014)</b>	<b>\$ (180,236)</b>	<b>\$ (207,965)</b>
<b>Ending Fund Balance</b>	<b>\$ 2,204,217</b>	<b>\$ -</b>	<b>\$ -</b>	<b>\$ 1,167,986</b>	<b>\$ 2,324,045</b>	<b>\$ 2,712,287</b>
TABOR Reserve	-	-	-	-	-	-
BOE Reserve	-	-	-	-	-	-
School Carry Over Reserve	-	-	-	1,167,986	2,324,045	-
Medicaid Carry Over Reserve	-	-	-	-	-	-
Multi-Year Lease Reserve	-	-	-	-	-	-
SPED/Mental Health Reserve	-	-	-	-	-	-
Mental Health and Security Grant	-	-	-	-	-	-
Assignment of 2018 Mill Levy Override	-	-	-	-	-	-
<b>Ending Fund Balance - after reserves</b>	<b>\$ 2,204,217</b>	<b>\$ -</b>	<b>\$ -</b>	<b>\$ -</b>	<b>\$ -</b>	<b>\$ 2,712,287</b>

- *Nutrition Services NSLP Fund 21 – accounts for the financial activity associated with breakfast and lunch meal services provided to schools on the National School Lunch Program*
- *Nutrition Services Non - NSLP Fund 28 – accounts for the financial activity associated with catering, a la carte and lunch meal services provided to schools not on the National School Lunch Program*
- *Governmental Designated Purpose Grants Fund 22 – accounts for the financial activity associated with most of the District’s State and Federal Grants*
- *Pupil Activity Fund 23 – accounts for the financial activity associated with student led and controlled clubs and activities that may include fundraisers and donation projects to other non-profit organizations*
- *Athletics and Activities Fund 26 – accounts for the financial activity associated with all the sports and activities offered at the District’s secondary schools*
- *Child Care Fund 29 – accounts for the financial activity associated with 45 Before and After School Care program at District schools*

# SUMMARY OF OTHER DISTRICT FUNDS

## 2022-2023 FINAL REVISED BUDGET

	Bond Redemption Fund (31)	Certificate of Participation Lease Payment Fund (39)	Building Funds (41 and 45)	Medical and Dental Fund (65)	Short Term Disability Insurance Fund (66)	Private Purpose Trust Fund (75)
Beginning Fund Balance	\$ 63,480,642	\$ 2,842	\$ 40,624,932	\$ 704,109	\$ 423,724	\$ 32,879
Revenues						
Property Taxes	54,568,823	-	-	-	-	-
Specific Ownership Taxes	-	-	-	-	-	-
Other Local Income	1,416,280	4,733	627,484	57,424,057	540,273	50,000
Intergovernmental	-	-	-	-	-	-
Other	-	-	-	-	-	-
<b>Total Revenues</b>	<b>\$ 55,985,103</b>	<b>\$ 4,733</b>	<b>\$ 627,484</b>	<b>\$ 57,424,057</b>	<b>\$ 540,273</b>	<b>\$ 50,000</b>
Expenditures						
Salaries	-	-	142,565	37,800	-	-
Benefits	-	-	47,086	8,637	-	-
Purchased Services	4,253	8,535	502,238	56,112,523	765,847	-
Contracts w/ Charter Schools	-	-	-	-	-	-
Supplies	-	-	118,038	37,000	-	-
Equipment	-	-	40,442,489	-	-	-
Other	46,268,840	1,117,925	-	-	-	58,500
<b>Total Expenditures</b>	<b>\$ 46,273,093</b>	<b>\$ 1,126,460</b>	<b>\$ 41,252,416</b>	<b>\$ 56,195,960</b>	<b>\$ 765,847</b>	<b>\$ 58,500</b>
BOE Contingency	\$ -	\$ -	\$ -	\$ -	\$ -	\$ -
<b>Net Income/(Loss)</b>	<b>\$ 9,712,010</b>	<b>\$ (1,121,727)</b>	<b>\$ (40,624,932)</b>	<b>\$ 1,228,097</b>	<b>\$ (225,574)</b>	<b>\$ (8,500)</b>
Transfers In/(Out)	-	1,118,885	-	-	-	-
<b>Net Change in Fund Balance</b>	<b>\$ 9,712,010</b>	<b>\$ (2,842)</b>	<b>\$ (40,624,932)</b>	<b>\$ 1,228,097</b>	<b>\$ (225,574)</b>	<b>\$ (8,500)</b>
<b>Ending Fund Balance</b>	<b>\$ 73,192,652</b>	<b>\$ -</b>	<b>\$ -</b>	<b>\$ 1,932,206</b>	<b>\$ 198,150</b>	<b>\$ 24,379</b>
TABOR Reserve	-	-	-	-	-	-
BOE Reserve	-	-	-	-	-	-
School Carry Over Reserve	-	-	-	-	-	-
Medicaid Carry Over Reserve	-	-	-	-	-	-
Multi-Year Lease Reserve	-	-	-	-	-	-
SPED/Mental Health Reserve	-	-	-	-	-	-
Mental Health and Security Grant	-	-	-	-	-	-
Assignment of 2018 Mill Levy Override	-	-	-	-	-	-
<b>Ending Fund Balance - after reserves</b>	<b>\$ 73,192,652</b>	<b>\$ -</b>	<b>\$ -</b>	<b>\$ 1,932,206</b>	<b>\$ 198,150</b>	<b>\$ 24,379</b>

- *Bond Redemption Fund 31 – accounts for the financial activity associated with the collection of property taxes and the payment of principal and interest on general obligation bond debt approved by the taxpayer through an election*
- *COP Lease Payment Fund 39 – accounts for the financial activity associated with the payment of principal and interest on certificates of participation authorized by the Board of Education and funded through a transfer from General Fund*
- *Building Funds 41 and 45 – accounts for the financial activity associated with capital projects and equipment funded from the proceeds of General Obligation Bonds as well as Certificates of Participation*
- *Self-Insured Health Funds 65 and 66 – accounts for the financial activity associated with the payment of premiums and claims associated with the Medical and Short Term Disability Insurance programs*
- *Private Purpose Trust Fund 75 – accounts for the financial activity associated with the Philip S Miller Trust providing scholarships to Castle Rock area high school students at Castle View, Douglas County, Renaissance Secondary and Ponderosa High Schools*

# BUDGETED REVENUES

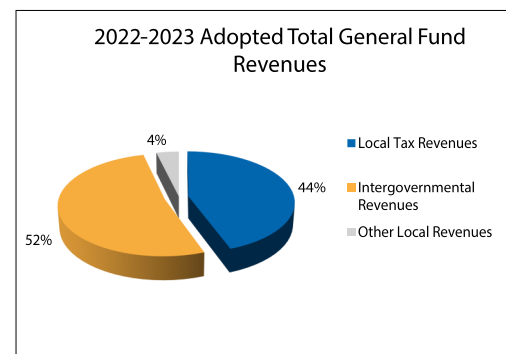
## ADOPTED AS OF JUNE 21, 2022

The funded pupil count (FPC) in 2022-2023 was projected to be 63,652 of which 2,250 were multi-district online students. When calculating FPC, half day kindergarten students count as 0.58 funded pupils, full day kindergarten students count as 1.00 funded pupils and students in Early Childhood (ECE) with Special Education needs count as 0.50 funded pupils. Typical ECE students are excluded from FPC. DCSD is funded based on FPC and not enrollment which is defined as total students educated. Enrollment in 2022-2023 was projected to be 64,034. Total enrollment was projected to increase 158 students from the prior year.

TOTAL SOURCES BY FUND	2022-2023 Adopted Budgeted Revenues			
	Beginning Fund Balance	Revenues	Transfers In	Total Sources
General (see chart below)	\$ 143,550,156	\$ 742,692,721	\$ -	\$ 886,242,877
Outdoor Education	160,512	1,584,600	23,084	1,768,196
Capital Projects	15,371,685	2,414,302	792,834	18,578,821
Full Day Kindergarten	-	-	-	-
Transportation	5,763,873	7,029,908	15,620,238	28,414,019
<b>Total Combined General Fund</b>	<b>\$ 164,846,226</b>	<b>\$ 753,721,531</b>	<b>\$ 16,436,156</b>	<b>\$ 935,003,913</b>
Nutrition Services NSLP	8,863,646	16,285,507	351,634	25,500,787
Nutrition Services Non-NSLP	16,801	6,981,150	93,718	7,091,669
Governmental Designated Purpose Grants	-	18,155,590	-	18,155,590
Pupil Activity	1,236,527	1,411,784	-	2,648,311
Athletics and Activities	3,241,854	11,003,817	5,342,625	19,588,296
Child Care	2,948,667	13,763,596	491,486	17,203,749
<b>Total Special Revenue Fund</b>	<b>\$ 16,307,495</b>	<b>\$ 67,601,444</b>	<b>\$ 6,279,463</b>	<b>\$ 90,188,402</b>
Bond Redemption	63,183,671	65,708,981	-	128,892,652
Certificates of Participation (COP) Lease Payments	2,904	200	1,118,885	1,121,989
<b>Total Debt Service and Lease Payment Fund</b>	<b>\$ 63,186,575</b>	<b>\$ 65,709,181</b>	<b>\$ 1,118,885</b>	<b>\$ 130,014,641</b>
Bond Building	38,107,754	627,484	-	38,735,238
Certificates of Participation (COP) Building	-	-	-	-
<b>Total Building Fund</b>	<b>\$ 38,107,754</b>	<b>\$ 627,484</b>	<b>\$ -</b>	<b>\$ 38,735,238</b>
Medical and Dental	3,701	61,674,906	-	61,678,607
Short Term Disability Insurance	479,713	540,273	-	1,019,986
<b>Total Internal Service Fund</b>	<b>\$ 483,414</b>	<b>\$ 62,215,179</b>	<b>\$ -</b>	<b>\$ 62,698,593</b>
Private Purpose Trust	32,879	48,000	-	80,879
<b>Total Trust and Agency Fund</b>	<b>\$ 32,879</b>	<b>\$ 48,000</b>	<b>\$ -</b>	<b>\$ 80,879</b>

### 2022-2023 General Fund Revenues by Type on a Per Pupil Basis

<b>Per Pupil Revenue from State</b>	<b>\$ 9,192</b>
Mill Levy Override	1,158
Other Intergovernmental Revenue	672
School-Based Revenue	157
SOT Out of Formula	207
Charter Purchased Service Revenue	155
Other Local Revenue	128
<b>Total Per Pupil Revenue</b>	<b>\$ 11,668</b>



# BUDGETED REVENUES

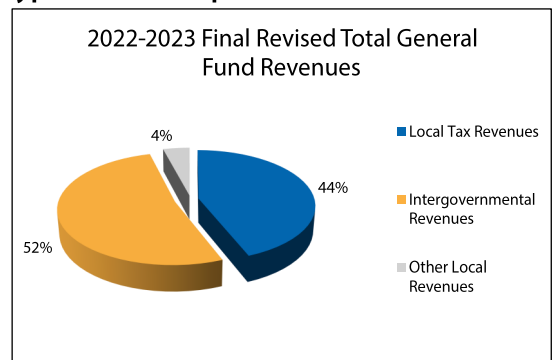
## FINAL REVISED AS OF JUNE 20, 2023

The actual funded pupil count (FPC) in 2022-2023 is 63,158 of which 1,752 are multi-district online students. When calculating FPC, half day kindergarten students count as 0.58 funded pupils, full day kindergarten students count as 1.00 funded pupils and students in ECE with Special Education needs count as 0.50 funded pupils. Typical ECE students are excluded from FPC. DCSD is funded based on FPC and not enrollment which is defined as total students educated. Enrollment in 2022-2023 is 62,872. Total enrollment decreased 1,004 students from 2021-2022. FPC is higher than enrollment due to the multi-year averaging of FPC in 2022-2023.

TOTAL SOURCES BY FUND	2022-2023 Final Revised Budgeted Revenues			
	Beginning Fund Balance	Revenues	Transfers In	Total Sources
General (see chart below)	\$ 152,766,801	\$ 744,833,919	\$ -	\$ 897,600,720
Outdoor Education	25,065	1,503,800	23,084	1,551,949
Capital Projects	10,172,826	6,965,522	11,723,234	28,861,582
Full Day Kindergarten	-	-	-	-
Transportation	5,608,852	6,329,908	16,603,238	28,541,998
<b>Total Combined General Fund</b>	<b>\$ 168,573,544</b>	<b>\$ 759,633,149</b>	<b>\$ 28,349,556</b>	<b>\$ 956,556,249</b>
Nutrition Services NSLP	9,483,172	19,037,005	362,884	28,883,061
Nutrition Services Non-NSLP	16,801	6,010,543	268,718	6,296,062
Governmental Designated Purpose Grants	-	22,725,993	-	22,725,993
Pupil Activity	1,224,000	1,411,784	-	2,635,784
Athletics and Activities	2,504,281	12,823,151	5,437,684	20,765,116
Child Care	2,920,252	13,151,199	560,107	16,631,558
<b>Total Special Revenue Fund</b>	<b>\$ 16,148,506</b>	<b>\$ 75,159,675</b>	<b>\$ 6,629,393</b>	<b>\$ 97,937,574</b>
Bond Redemption	63,480,642	55,577,413	-	119,058,055
Certificates of Participation (COP) Lease Payments	2,842	4,733	1,118,885	1,126,460
<b>Total Debt Service and Lease Payment Fund</b>	<b>\$ 63,483,484</b>	<b>\$ 55,582,146</b>	<b>\$ 1,118,885</b>	<b>\$ 120,184,515</b>
Bond Building	40,624,932	627,484	-	41,252,416
Certificates of Participation (COP) Building	-	-	-	-
<b>Total Building Fund</b>	<b>\$ 40,624,932</b>	<b>\$ 627,484</b>	<b>\$ -</b>	<b>\$ 41,252,416</b>
Medical and Dental	704,109	57,424,057	-	58,128,166
Short Term Disability Insurance	423,724	540,273	-	963,997
<b>Total Internal Service Fund</b>	<b>\$ 1,127,833</b>	<b>\$ 57,964,330</b>	<b>\$ -</b>	<b>\$ 59,092,163</b>
Private Purpose Trust	32,879	50,000	-	82,879
<b>Total Trust and Agency Fund</b>	<b>\$ 32,879</b>	<b>\$ 50,000</b>	<b>\$ -</b>	<b>\$ 82,879</b>

### 2022-2023 General Fund Revenues by Type on a Per Pupil Basis

<b>Per Pupil Revenue from State</b>	<b>\$ 9,191</b>
Mill Levy Override	1,167
Other Intergovernmental Revenue	694
School-Based Revenue	165
SOT Out of Formula	206
Charter Purchased Service Revenue	145
Other Local Revenue	224
<b>Total Per Pupil Revenue</b>	<b>\$ 11,793</b>

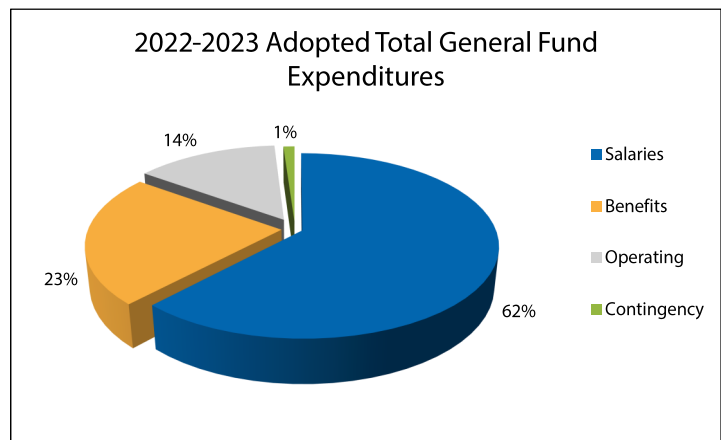


# BUDGETED EXPENDITURES ADOPTED AS OF JUNE 21, 2022

**Salaries** and **Benefits** account for the largest component of General Fund expenditures at 85% of the total. The Adopted Budget had a \$6.0 million contingency budget.

TRANSFERS AND EXPENDITURES BY FUND	2022-2023 Adopted Budgeted Expenditures & Transfers		
	Budgeted Expenditures	Budgeted Transfers Out	Total Budgeted Activity
<b>Fund</b>			
General (see chart below)	\$ 726,584,947	\$ 23,834,504	\$ 750,419,451
Outdoor Education	1,520,939	-	1,520,939
Capital Projects	5,403,702	-	5,403,702
Full Day Kindergarten	-	-	-
Transportation	27,757,479	-	27,757,479
<b>Total Combined General Fund</b>	<b>\$ 761,267,067</b>	<b>\$ 23,834,504</b>	<b>\$ 785,101,571</b>
Nutrition Services NSLP	22,216,061	-	22,216,061
Nutrition Services Non-NSLP	7,074,867	-	7,074,867
Governmental Designated Purpose Grants	18,155,590	-	18,155,590
Pupil Activity	1,411,784	-	1,411,784
Athletics and Activities	16,888,448	-	16,888,448
Child Care	14,770,014	-	14,770,014
<b>Total Special Revenue Fund</b>	<b>\$ 80,516,764</b>	<b>\$ -</b>	<b>\$ 80,516,764</b>
Bond Redemption	42,536,641	-	42,536,641
Certificates of Participation (COP) Lease Payments	1,121,989	-	1,121,989
<b>Total Debt Service and Lease Payment Fund</b>	<b>\$ 43,658,630</b>	<b>\$ -</b>	<b>\$ 43,658,630</b>
Bond Building	31,866,858	-	31,866,858
Certificates of Participation (COP) Building	-	-	-
<b>Total Building Fund</b>	<b>\$ 31,866,858</b>	<b>\$ -</b>	<b>\$ 31,866,858</b>
Medical and Dental	60,446,809	-	60,446,809
Short Term Disability Insurance	652,195	-	652,195
<b>Total Internal Service Fund</b>	<b>\$ 61,099,004</b>	<b>\$ -</b>	<b>\$ 61,099,004</b>
Private Purpose Trust	58,000	-	58,000
<b>Total Trust and Agency Fund</b>	<b>\$ 58,000</b>	<b>\$ -</b>	<b>\$ 58,000</b>

Please note that the table above includes budgeted transfers of \$23.8 million. The General Fund pass through to charters is \$172.6 million. Both of these figures are excluded from the graph to the right.





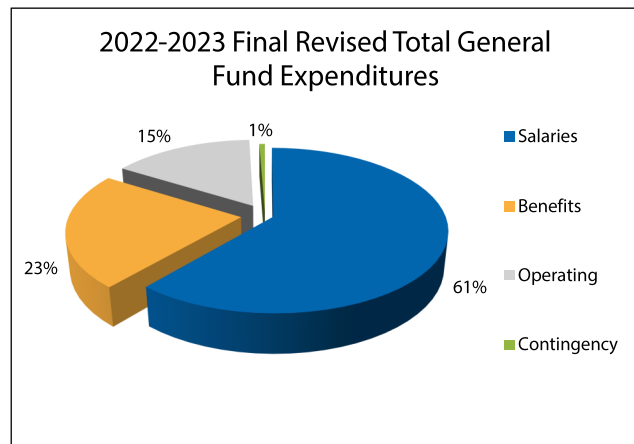
# BUDGETED EXPENDITURES

## FINAL REVISED AS OF JUNE 20, 2023

**Salaries** and **Benefits** account for the largest component of General Fund expenditures at 84% of the total. The Final Revised Budget includes contingency in the total amount of \$3.2 million.

TRANSFERS AND EXPENDITURES BY FUND	2022-2023 Final Revised Budgeted Expenditures & Transfers		
	Budgeted Expenditures	Budgeted Transfers Out	Total Budgeted Activity
<b>Fund</b>			
General (see chart below)	\$ 723,081,190	\$ 36,097,834	\$ 759,179,024
Outdoor Education	1,543,199	-	1,543,199
Capital Projects	20,937,938	-	20,937,938
Full Day Kindergarten	-	-	-
Transportation	27,763,345	-	27,763,345
<b>Total Combined General Fund</b>	<b>\$ 773,325,672</b>	<b>\$ 36,097,834</b>	<b>\$ 809,423,506</b>
Nutrition Services NSLP	26,678,844	-	26,678,844
Nutrition Services Non-NSLP	6,296,062	-	6,296,062
Governmental Designated Purpose Grants	22,725,993	-	22,725,993
Pupil Activity	1,467,798	-	1,467,798
Athletics and Activities	18,441,071	-	18,441,071
Child Care	13,919,271	-	13,919,271
<b>Total Special Revenue Fund</b>	<b>\$ 89,529,039</b>	<b>\$ -</b>	<b>\$ 89,529,039</b>
Bond Redemption	45,865,403	-	45,865,403
Certificates of Participation (COP) Lease Payments	1,126,460	-	1,126,460
<b>Total Debt Service and Lease Payment Fund</b>	<b>\$ 46,991,863</b>	<b>\$ -</b>	<b>\$ 46,991,863</b>
Bond Building	41,252,416	-	41,252,416
Certificates of Participation (COP) Building	-	-	-
<b>Total Building Fund</b>	<b>\$ 41,252,416</b>	<b>\$ -</b>	<b>\$ 41,252,416</b>
Medical and Dental	56,195,960	-	56,195,960
Short Term Disability Insurance	765,847	-	765,847
<b>Total Internal Service Fund</b>	<b>\$ 56,961,807</b>	<b>\$ -</b>	<b>\$ 56,961,807</b>
Private Purpose Trust	58,500	-	58,500
<b>Total Trust and Agency Fund</b>	<b>\$ 58,500</b>	<b>\$ -</b>	<b>\$ 58,500</b>

Please note that the table above includes budgeted transfers of \$36.1 million. The General Fund pass through to charters is \$166.7 million. Both of these figures are excluded from the graph to the right.



# STAFF POSITION BUDGETS

Position Type	FTE
<b>100 Administrators</b>	<b>195</b>
Instruction	1
Support - Students	1
Support - Instructional Staff	9
Support Services - General Administration	4
Support Services - School Administration	174
Support Services - Business	1
Support Services - Central and Other	4
Operations and Maintenance Services	1
<b>200 Licensed - Instructional</b>	<b>3633</b>
Support Services - Central and Other	1
Instruction	3209
Support - Students	348
Support - Instructional Staff	55
Support Services - School Administration	19
Operations and Maintenance Services	1
<b>300 Professional</b>	<b>304</b>
Support - Students	21
Support - Instructional Staff	65
Support Services - General Administration	2
Support Services - Business	29
Operations and Maintenance Services	14
Student Transportation Services	14
Support Services - Central and Other	71
Food Services Operations	14
Enterprise Operations	56
Facilities Acquisition and Construction Services	3
Instruction	17
<b>400 Paraprofessionals</b>	<b>1273</b>
Instruction	1029
Support - Students	52
Support - Instructional Staff	14
Student Transportation Services	74
Support Services - Central and Other	22
Enterprise Operations	81
<b>500 Office/Administrative Support</b>	<b>387</b>
Support - Students	25
Support - Instructional Staff	26
Support Services - General Administration	8
Support Services - School Administration	253
Support Services - Business	9
Operations and Maintenance Services	11
Student Transportation Services	30
Support Services - Central and Other	14
Food Services Operations	6
Enterprise Operations	1
Instruction	3
<b>600 Crafts, Trades, and Services</b>	<b>827</b>
Support Services - Business	3
Operations and Maintenance Services	308
Student Transportation Services	228
Food Services Operations	285
Enterprise Operations	3
<b>Grand Total</b>	<b>6618</b>

DCSD is budgeting for 6,618 full time equivalent (FTE) positions in 2022-2023. The positions are organized below by job classification for the type of position and further by program for the type of service provided. This does not include charter school employees, but does include all District funds.

**Administrators** - An administrator is an individual who performs managerial activities, and is responsible for developing or interpreting policies or regulations and executing those policies or regulations through the direction of individuals at all levels, and may supervise other employees.

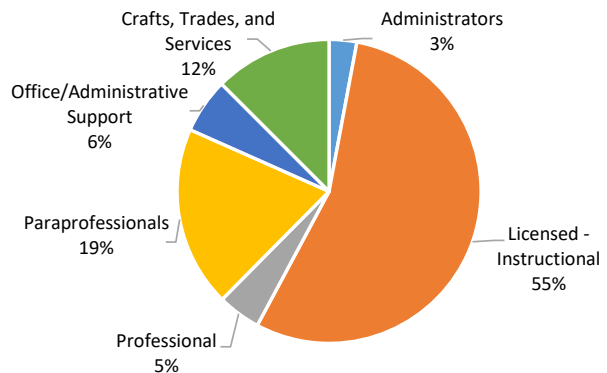
**Licensed - Instructional** - Licensed staff perform duties requiring a high degree of knowledge and skills acquired through at least a baccalaureate degree including skills in the field of education or educational psychology.

**Professional** - Professional staff perform assignments requiring a high degree of knowledge and skills usually acquired through at least a baccalaureate degree but not requiring skills in the field of education.

**Paraprofessional** - Paraprofessionals perform activities supporting professional individuals/functions within the organization.

**Office/Administrative Support** - Office support perform the activities of preparing, transcribing, systematizing or preserving communications, records, and transactions.

**Crafts, Trades, and Services** - Trades staff perform tasks that require skill levels which can be acquired through on-the-job training and experience or through apprenticeship or other formal training programs.



\*FTE Count and Employee Count are different. Employee Count is the number of employees, while FTE Count is the scheduled workhours per week for each employee.

# **COMBINED GENERAL FUND BUDGETS**

# GENERAL FUND REVENUES

	Audited Actuals 2021-2022	Adopted Budget 2022-2023	Revised Budget 2022-2023	Estimated Actual 2022-2023	Final Revised Budget 2022-2023
<b>Balance on Hand July 1</b>	<b>130,969,479</b>	<b>143,550,156</b>	<b>152,766,801</b>	<b>152,766,801</b>	<b>152,766,801</b>
<b>Revenues</b>					
Local Taxes					
Property Tax (In SFA)	216,948,413	219,516,894	219,904,215	220,607,648	219,904,215
Budget Override	73,713,000	73,713,000	73,713,000	73,708,635	73,713,000
Specific Ownership Taxes (In SFA)	18,537,938	19,094,102	18,964,550	18,964,550	18,964,550
Specific Ownership Taxes (Out of SFA)	12,609,981	13,164,878	13,034,624	13,505,050	13,034,624
Subtotal Local Taxes	\$ 321,809,332	\$ 325,488,874	\$ 325,616,389	\$ 326,785,883	\$ 325,616,389
Intergovernmental Revenue					
Equalization Entitlements	321,796,077	346,447,304	341,590,047	341,556,009	341,590,047
Special Education	16,402,769	21,511,709	21,511,709	21,511,709	21,511,709
Vocational Education	720,773	723,514	723,514	938,000	723,514
Gifted & Talented	639,646	662,034	627,289	627,289	627,289
Charter School Capital Construction	4,090,951	4,090,949	5,006,240	4,963,445	4,963,445
Federal - Medicaid Reimbursement	3,770,193	4,397,608	4,638,504	4,507,942	4,638,504
Other	14,703,476	11,373,886	11,398,525	11,424,037	11,398,525
Subtotal Intergovernmental Revenue	\$ 362,123,886	\$ 389,207,004	\$ 385,495,828	\$ 385,528,431	\$ 385,453,033
Other Local Revenue					
General Fund Interest	433,937	218,000	2,200,000	4,223,216	4,277,448
Charter School Purchased Services	8,515,968	9,858,830	9,470,742	9,276,017	9,175,541
Preschool	1,715,585	1,477,850	1,766,000	1,625,773	1,766,000
School Based	8,289,884	8,492,000	8,645,000	8,632,830	8,645,000
Other	11,863,836	7,950,163	8,773,094	10,382,307	9,900,508
Subtotal Other Local Revenue	\$ 30,819,210	\$ 27,996,843	\$ 30,854,836	\$ 34,140,142	\$ 33,764,497
<b>Total Revenue</b>	<b>\$ 714,752,428</b>	<b>\$ 742,692,721</b>	<b>\$ 741,967,053</b>	<b>\$ 746,454,457</b>	<b>\$ 744,833,919</b>
<b>Total Program Funding*</b>	<b>\$ 554,932,668</b>	<b>\$ 585,058,300</b>	<b>\$ 580,458,812</b>	<b>\$ 580,458,812</b>	<b>\$ 580,458,812</b>

\* Equalization Entitlements plus Property Tax (in School Finance Act) plus Specific Ownership Taxes (in School Finance Act)

# GENERAL FUND EXPENDITURES

	Audited Actuals 2021-2022	Adopted Budget 2022-2023	Revised Budget 2022-2023	Estimated Actual 2022-2023	Final Revised Budget 2022-2023
<b>Expenditures</b>					
Salaries	321,172,086	345,128,581	348,842,102	341,003,215	340,828,784
Administrators	19,877,245	20,353,637	20,030,711	20,066,654	19,978,737
Certified	207,515,826	235,618,215	226,254,677	223,110,055	221,956,324
ProTech	13,735,571	15,541,329	15,906,803	15,988,956	16,071,261
Classified	48,214,382	63,105,353	59,478,339	50,929,220	59,336,867
Substitutes	6,863,379	4,576,409	5,233,870	10,287,685	5,244,958
Overtime	686,232	432,712	432,712	732,603	414,055
Additional Pay	24,279,453	5,500,926	21,504,990	19,888,043	17,826,582
Benefits	115,415,676	127,829,415	125,629,819	125,211,375	125,984,582
Subtotal - Salaries & Benefits	\$ 436,587,762	\$ 472,957,996	\$ 474,471,921	\$ 466,214,591	\$ 466,813,366
Purchased Professional Services	8,484,906	8,298,630	8,745,461	8,829,940	10,748,191
Purchased Property Services	11,970,025	11,804,877	12,824,923	14,614,333	13,871,139
Other Purchased Services	16,439,067	15,660,917	16,924,700	17,074,404	17,701,441
Supplies	30,925,421	36,481,513	43,750,236	37,986,044	41,095,790
Other	1,868,971	2,701,770	2,749,901	2,595,652	2,964,301
<b>Total Expenditures</b>	<b>\$ 506,276,153</b>	<b>\$ 547,905,703</b>	<b>\$ 559,467,142</b>	<b>\$ 547,314,962</b>	<b>\$ 553,194,228</b>
<b>Charter School Pass Through</b>	<b>160,580,802</b>	<b>172,636,944</b>	<b>166,764,752</b>	<b>166,683,962</b>	<b>166,684,465</b>
<b>Transfers</b>					
Outdoor Education Fund	23,084	23,084	23,084	23,084	23,084
Transportation Fund	15,620,238	15,620,238	16,487,238	16,603,238	16,603,238
Capital Projects Fund	605,660	792,834	2,173,042	11,055,993	11,723,234
Nutrition Services NSLP Fund	445,352	351,634	519,634	362,884	362,884
Nutrition Services Non-NSLP Fund	-	93,718	93,718	268,718	268,718
Child Care Fund	2,262,045	491,486	492,107	560,107	560,107
Athletics & Activities Fund	4,395,546	5,342,625	5,390,384	5,437,684	5,437,684
COP Lease Payments Fund	2,746,228	1,118,885	1,118,885	1,118,885	1,118,885
<b>Total Transfers</b>	<b>\$ 26,098,153</b>	<b>\$ 23,834,504</b>	<b>\$ 26,298,092</b>	<b>\$ 35,430,593</b>	<b>\$ 36,097,834</b>
<b>Total Expenditures and Transfers</b>	<b>\$ 692,955,107</b>	<b>\$ 744,377,151</b>	<b>\$ 752,529,986</b>	<b>\$ 749,429,518</b>	<b>\$ 755,976,527</b>
BOE Contingency - 1%	-	6,042,300	5,444,274	4,259,233	3,202,497
<b>Change in Fund Balance</b>	<b>21,797,320</b>	<b>(7,726,730)</b>	<b>(16,007,207)</b>	<b>(7,234,294)</b>	<b>(14,345,105)</b>
Ending Fund Balance	152,766,799	135,823,426	136,759,594	145,532,507	138,421,696
TABOR Reserve - 3%	17,561,600	18,310,000	18,570,000	18,570,000	18,570,000
BOE Reserve - 3%	17,561,600	18,310,000	18,570,000	18,570,000	18,570,000
School Carry Over Reserve	20,003,538	22,458,498	20,003,538	19,518,096	20,003,538
Medicaid Carry Over Reserve	1,730,576	1,968,380	1,725,576	1,009,719	1,725,576
Mental Health and Security Grant	593,761	627,410	287,761	15,526	287,761
Enrollment Reserve	-	2,432,000	-	-	-
Literacy Curricular Materials Reserve	2,250,000	-	-	-	-
Multi-Year Lease Reserve	4,178,498	3,782,903	3,782,903	3,782,903	3,782,903
SPED/Mental Health Reserve	686,438	1,718,645	174,742	662,504	-
Staff Compensation Reserve	10,000,000	-	-	-	-
Assignment of 2018 Mill Levy Override	7,522,347	8,462,901	7,256,123	7,419,408	7,256,123
<b>Ending Fund Balance - after reserves</b>	<b>\$ 70,678,441</b>	<b>\$ 57,752,689</b>	<b>\$ 66,388,951</b>	<b>\$ 75,984,350</b>	<b>\$ 68,225,795</b>

# OUTDOOR EDUCATION FUND 13

This tuition-based fund accounts for activity associated with an outdoor learning environment where students are engaged in experiential learning activities. In addition to developing knowledge of the ecological surroundings, students are also involved in problem solving, being creative and constructing meaningful solutions. This fund is included in the Combined General Fund for purposes of financial reporting in the Annual Comprehensive Financial Report.

	<b>Audited Actuals 2021-2022</b>	<b>Adopted Budget 2022-2023</b>	<b>Revised Budget 2022-2023</b>	<b>Estimated Actual 2022-2023</b>	<b>Final Revised Budget 2022-2023</b>
<b>Balance on Hand July 1</b>	-	160,512	25,065	25,065	25,065
<b>Revenues</b>					
Tuition	1,244,314	1,584,600	1,503,800	1,178,921	1,342,600
Grant	-	-	-	90,328	139,200
Other	761	-	-	38,958	22,000
<b>Total Revenue</b>	<b>\$ 1,245,074</b>	<b>\$ 1,584,600</b>	<b>\$ 1,503,800</b>	<b>\$ 1,308,207</b>	<b>\$ 1,503,800</b>
Transfer from General Fund	23,084	23,084	23,084	23,084	23,084
<b>Total Sources</b>	<b>\$ 1,268,158</b>	<b>\$ 1,768,196</b>	<b>\$ 1,551,949</b>	<b>\$ 1,356,356</b>	<b>\$ 1,551,949</b>
<b>Expenditures</b>					
Salaries	669,808	778,746	747,294	693,666	747,294
Benefits	221,790	279,033	264,580	236,702	264,580
Purchased Services	119,819	143,047	130,471	122,003	130,471
Supplies	167,823	244,742	337,646	187,496	327,646
Equipment	35,293	5,500	-	8,316	10,000
Field Trips & Other	28,561	69,871	63,208	18,348	63,208
<b>Total Expenditures</b>	<b>\$ 1,243,094</b>	<b>\$ 1,520,939</b>	<b>\$ 1,543,199</b>	<b>\$ 1,266,530</b>	<b>\$ 1,543,199</b>
Change in Fund Balance	\$ 25,064	\$ 86,745	\$ (16,315)	\$ 64,761	\$ (16,315)
<b>Balance on Hand June 30</b>	<b>\$ 25,064</b>	<b>\$ 247,257</b>	<b>\$ 8,750</b>	<b>\$ 89,826</b>	<b>\$ 8,750</b>

# CAPITAL PROJECTS FUND 14

This fund was created in 2010-2011 to account for the acquisition of capital assets that were formerly reported in the District’s Special Revenue Fund, Capital Reserve Fund 21. This Capital Projects Fund accounts for activity associated with the acquisition of capital assets defined in BOE policy DID: Capital Asset Reporting and Inventories, as those items or groups of items that have a value of \$5,000 or more with a useful life greater than one year. This fund is included in the Combined General Fund for purposes of financial reporting in the Annual Comprehensive Financial Report.

	<b>Audited Actuals 2021-2022</b>	<b>Adopted Budget 2022-2023</b>	<b>Revised Budget 2022-2023</b>	<b>Estimated Actual 2022-2023</b>	<b>Final Revised Budget 2022-2023</b>
<b>Balance on Hand July 1</b>	<b>17,887,726</b>	<b>15,371,685</b>	<b>10,172,826</b>	<b>10,172,826</b>	<b>10,172,826</b>
<b>Revenues</b>					
Revenue in Lieu of Land	2,832,976	2,414,302	2,414,302	1,062,662	2,414,302
Investment Earnings	-	-	-	-	-
Other	223,926	-	1,136,066	12,022,549	4,551,220
<b>Total Revenue</b>	<b>\$ 3,056,902</b>	<b>\$ 2,414,302</b>	<b>\$ 3,550,368</b>	<b>\$ 13,085,211</b>	<b>\$ 6,965,522</b>
Transfer from General Fund	605,660	792,834	2,173,042	11,055,993	11,723,234
<b>Total Sources</b>	<b>\$ 21,550,288</b>	<b>\$ 18,578,821</b>	<b>\$ 15,896,236</b>	<b>\$ 34,314,030</b>	<b>\$ 28,861,582</b>
<b>Expenditures</b>					
Salaries	-	-	-	-	-
Benefits	-	-	-	-	-
Purchased/Property Services	74,336	-	-	30,640	30,640
Equipment/Building	11,301,672	5,403,702	7,341,212	17,333,007	20,907,298
Other	1,453	-	-	2,959	-
<b>Total Expenditures</b>	<b>\$ 11,377,461</b>	<b>\$ 5,403,702</b>	<b>\$ 7,341,212</b>	<b>\$ 17,366,606</b>	<b>\$ 20,937,938</b>
Change in Fund Balance	\$ (7,714,899)	\$ (2,196,566)	\$ (1,617,802)	\$ 6,774,598	\$ (2,249,182)
<b>Balance on Hand June 30 - Revenue in Lieu of Land</b>	<b>\$ 8,332,365</b>	<b>\$ 9,635,965</b>	<b>\$ 9,667,592</b>	<b>\$ 8,286,183</b>	<b>\$ 7,627,112</b>
<b>Assigned to School Carry Over</b>	<b>\$ 3,401,875</b>	<b>2,124,394</b>	<b>\$ 3,001,945</b>	<b>\$ 3,001,945</b>	<b>\$ 2,700,234</b>
<b>Balance on Hand June 30 - Other</b>	<b>\$ (1,561,413)</b>	<b>\$ 1,414,760</b>	<b>\$ (4,114,513)</b>	<b>\$ 5,659,296</b>	<b>\$ (2,403,702)</b>

# FULL DAY KINDERGARTEN FUND 15

This fund's revenues came from tuition paid by families to access a full day kindergarten program at many of the District's elementary schools. Prior to HB19-1262, the School Finance Act only provided funding for half day Kindergarten at 0.58 FTE. Included in this fund were reserves designated for tuition scholarships meeting the needs of the District's at-risk kindergarten students. Effective with the 2019-2020 Adopted Budget, all expenditures for full day kindergarten have been recorded in the General Fund and tuition was not collected. This fund was also included in the Combined General Fund for purposes of financial reporting in the Annual Comprehensive Financial Report.

	<b>Audited Actuals 2021-2022</b>	<b>Adopted Budget 2022-2023</b>	<b>Revised Budget 2022-2023</b>	<b>Estimated Actual 2022-2023</b>	<b>Final Revised Budget 2022-2023</b>
<b>Balance on Hand July 1</b>	-	-	-	-	-
<b>Revenues</b>					
Tuition	-	-	-	-	-
Contributions/Donations	-	-	-	-	-
Other	-	-	-	-	-
<b>Total Revenue</b>	<b>\$ -</b>	<b>\$ -</b>	<b>\$ -</b>	<b>\$ -</b>	<b>\$ -</b>
Transfer from General Fund	-	-	-	-	-
<b>Total Sources</b>	<b>\$ -</b>	<b>\$ -</b>	<b>\$ -</b>	<b>\$ -</b>	<b>\$ -</b>
<b>Expenditures</b>					
Salaries	-	-	-	-	-
Benefits	-	-	-	-	-
Purchased Services	-	-	-	-	-
Supplies	-	-	-	-	-
Other	-	-	-	-	-
<b>Total Expenditures</b>	<b>\$ -</b>	<b>\$ -</b>	<b>\$ -</b>	<b>\$ -</b>	<b>\$ -</b>
Change in Fund Balance	\$ -	\$ -	\$ -	\$ -	\$ -
<b>Assigned to School Carry Over</b>	<b>\$ -</b>	<b>\$ -</b>	<b>\$ -</b>	<b>\$ -</b>	<b>\$ -</b>
<b>Balance on Hand June 30 (Scholarships)</b>	<b>\$ -</b>	<b>\$ -</b>	<b>\$ -</b>	<b>\$ -</b>	<b>\$ -</b>



## TRANSPORTATION FUND 25

This fund is used to account for expenditures and revenues associated with student transportation services inclusive of the specialized transportation associated with special education students. This fund is included in the Combined General Fund for purposes of financial reporting in the Annual Comprehensive Financial Report.

	<b>Audited Actuals 2021-2022</b>	<b>Adopted Budget 2022-2023</b>	<b>Revised Budget 2022-2023</b>	<b>Estimated Actual 2022-2023</b>	<b>Final Revised Budget 2022-2023</b>
<b>Balance on Hand July 1</b>	<b>6,021,484</b>	<b>5,763,873</b>	<b>5,608,852</b>	<b>5,608,852</b>	<b>5,608,852</b>
<b>Revenues</b>					
Transportation Fees	1,197,300	850,000	850,000	1,144,695	850,000
State Categorical	5,062,749	5,451,354	4,751,354	4,744,712	4,751,354
Other	814,076	728,554	728,554	902,660	728,554
<b>Total Revenue</b>	<b>\$ 7,074,125</b>	<b>\$ 7,029,908</b>	<b>\$ 6,329,908</b>	<b>\$ 6,792,067</b>	<b>\$ 6,329,908</b>
Transfer from General Fund	15,620,238	15,620,238	16,487,238	16,603,238	16,603,238
<b>Total Sources</b>	<b>\$ 28,715,847</b>	<b>\$ 28,414,019</b>	<b>\$ 28,425,998</b>	<b>\$ 29,004,157</b>	<b>\$ 28,541,998</b>
<b>Expenditures</b>					
Salaries	10,758,764	12,663,695	11,659,762	11,666,774	11,659,762
Benefits	4,287,581	6,056,724	5,575,523	4,295,143	4,578,898
Purchased Services	5,781,280	5,205,260	6,985,260	7,917,550	8,074,345
Supplies	863,344	1,441,000	1,331,000	1,074,779	1,324,488
Fuel	1,827,936	1,730,000	1,860,000	2,075,350	1,880,000
Bus Purchases & Equipment	337,564	1,100,000	975,000	889,279	985,000
Other	(749,473)	(439,200)	(739,200)	(739,798)	(739,148)
<b>Total Expenditures</b>	<b>\$ 23,106,995</b>	<b>\$ 27,757,479</b>	<b>\$ 27,647,345</b>	<b>\$ 27,179,077</b>	<b>\$ 27,763,345</b>
Change in Fund Balance	\$ (412,631)	\$ (5,107,333)	\$ (4,830,199)	\$ (3,783,772)	\$ (4,830,199)
<b>Balance on Hand June 30</b>	<b>\$ 5,608,853</b>	<b>\$ 656,540</b>	<b>\$ 778,653</b>	<b>\$ 1,825,080</b>	<b>\$ 778,653</b>



# **SPECIAL REVENUE FUND BUDGETS**

# NUTRITION SERVICES NSLP FUND 21

This Nutrition Services Fund is self-supporting and accounts for activities related to preparation of school meals in compliance with the National School Lunch Program (NSLP).

	<b>Audited Actuals 2021-2022</b>	<b>Adopted Budget 2022-2023</b>	<b>Revised Budget 2022-2023</b>	<b>Estimated Actual 2022-2023</b>	<b>Final Revised Budget 2022-2023</b>
<b>Balance on Hand July 1</b>	<b>4,324,657</b>	<b>8,863,646</b>	<b>9,483,172</b>	<b>9,483,172</b>	<b>9,483,172</b>
<b>Revenues</b>					
Food Sales	4,862,607	12,108,932	12,108,932	11,888,231	11,906,032
Federal Reimbursement	25,989,317	3,050,000	5,182,234	5,880,047	5,880,047
Commodity Contribution	1,015,326	910,075	910,075	910,075	910,075
Miscellaneous	69,010	61,500	61,500	174,013	61,500
Sale of Capital Assets	5,468	-	-	107,296	-
State Match Child Nutr. & CDE Revenue	98,966	155,000	155,000	279,351	279,351
<b>Total Revenues</b>	<b>\$ 32,040,694</b>	<b>\$ 16,285,507</b>	<b>\$ 18,417,741</b>	<b>\$ 19,239,013</b>	<b>\$ 19,037,005</b>
Transfer from General Fund	445,352	351,634	519,634	362,884	362,884
<b>Total Sources</b>	<b>\$ 36,810,703</b>	<b>\$ 25,500,787</b>	<b>\$ 28,420,547</b>	<b>\$ 29,085,069</b>	<b>\$ 28,883,061</b>
<b>Expenditures</b>					
Salaries	8,197,806	6,242,656	6,892,020	7,154,647	6,892,020
Benefits	3,189,561	2,588,170	2,749,725	2,706,969	2,749,725
Food & Commodities	11,541,603	5,822,575	7,954,809	7,714,513	8,049,809
Purchased Services & Repairs	249,054	484,190	486,780	461,917	486,780
Supplies	1,521,633	906,920	1,526,446	1,658,288	2,328,960
Equipment	454,603	4,605,000	4,605,000	4,509,327	4,605,000
Other	2,173,274	1,566,550	1,566,550	1,554,567	1,566,550
<b>Total Expenditures</b>	<b>\$ 27,327,533</b>	<b>\$ 22,216,061</b>	<b>\$ 25,781,330</b>	<b>\$ 25,760,228</b>	<b>\$ 26,678,844</b>
Change in Fund Balance	\$ 5,158,513	\$ (5,578,920)	\$ (6,843,955)	\$ (6,158,331)	\$ (7,278,955)
<b>Balance on Hand June 30</b>	<b>\$ 9,483,170</b>	<b>\$ 3,284,726</b>	<b>\$ 2,639,217</b>	<b>\$ 3,324,841</b>	<b>\$ 2,204,217</b>

## NUTRITION SERVICES NON-NSLP FUND 28

This Nutrition Services Fund is self-supporting and accounts for activities related to preparation of school meals in high schools and two charter schools that are not participating in the National School Lunch Program.

	<b>Audited Actuals 2021-2022</b>	<b>Adopted Budget 2022-2023</b>	<b>Revised Budget 2022-2023</b>	<b>Estimated Actual 2022-2023</b>	<b>Final Revised Budget 2022-2023</b>
<b>Balance on Hand July 1</b>	<b>16,800</b>	<b>16,801</b>	<b>16,801</b>	<b>16,801</b>	<b>16,801</b>
<b>Revenues</b>					
Food Sales	-	6,981,150	6,981,150	5,825,204	6,010,543
Federal Reimbursement	-	-	-	-	-
Commodity Contribution	-	-	-	-	-
Miscellaneous	-	-	-	-	-
Sale of Capital Assets	-	-	-	-	-
State Match Child Nutr. & CDE Revenue	-	-	-	-	-
<b>Total Revenues</b>	<b>\$ -</b>	<b>\$ 6,981,150</b>	<b>\$ 6,981,150</b>	<b>\$ 5,825,204</b>	<b>\$ 6,010,543</b>
Transfer from General Fund	-	93,718	93,718	268,718	268,718
<b>Total Sources</b>	<b>\$ 16,800</b>	<b>\$ 7,091,669</b>	<b>\$ 7,091,669</b>	<b>\$ 6,110,723</b>	<b>\$ 6,296,062</b>
<b>Expenditures</b>					
Salaries	-	2,542,797	2,061,433	2,025,664	2,034,633
Benefits	-	1,061,630	861,003	853,954	854,879
Food & Commodities	-	2,625,000	2,625,000	2,567,406	2,743,000
Purchased Services & Repairs	-	192,210	193,320	206,378	193,320
Supplies	-	357,430	357,430	225,535	226,430
Equipment	-	45,000	45,000	-	-
Other	-	250,800	250,800	227,619	243,800
<b>Total Expenditures</b>	<b>\$ -</b>	<b>\$ 7,074,867</b>	<b>\$ 6,393,986</b>	<b>\$ 6,106,555</b>	<b>\$ 6,296,062</b>
Change in Fund Balance	\$ -	\$ 1	\$ 680,882	\$ (12,633)	\$ (16,801)
<b>Balance on Hand June 30</b>	<b>\$ 16,800</b>	<b>\$ 16,802</b>	<b>\$ 697,683</b>	<b>\$ 4,168</b>	<b>\$ -</b>

## GOVERNMENTAL DESIGNATED PURPOSE GRANTS FUND 22

This fund accounts for financial activities associated with most of the District's State and Federal grants.

	<b>Audited Actuals 2021-2022</b>	<b>Adopted Budget 2022-2023</b>	<b>Revised Budget 2022-2023</b>	<b>Estimated Actual 2022-2023</b>	<b>Final Revised Budget 2022-2023</b>
<b>Balance on Hand July 1</b>	-	-	-	-	-
<b>Revenues</b>					
State Revenue	1,578,978	1,502,866	1,887,504	1,901,308	1,901,308
Federal Revenue	25,679,052	16,436,907	19,922,053	20,266,641	20,530,661
Other Revenue	343,007	215,817	292,024	292,024	294,024
<b>Total Revenue</b>	<b>\$ 27,601,038</b>	<b>\$ 18,155,590</b>	<b>\$ 22,101,581</b>	<b>\$ 22,459,973</b>	<b>\$ 22,725,993</b>
Transfer from General Fund	-	-	-	-	-
<b>Total Sources</b>	<b>\$ 27,601,038</b>	<b>\$ 18,155,590</b>	<b>\$ 22,101,581</b>	<b>\$ 22,459,973</b>	<b>\$ 22,725,993</b>
<b>Expenditures</b>					
Salaries	12,995,729	9,665,344	11,313,144	11,385,005	11,310,725
Benefits	4,040,114	4,775,949	3,752,816	3,760,638	3,755,439
Purchased/Property Services	4,902,662	2,668,869	4,008,054	4,048,371	4,270,432
Supplies	3,509,226	729,002	1,986,337	2,111,970	2,173,725
Equipment	38,015	44,000	-	105,679	156,123
Other	2,115,292	272,426	1,041,230	1,048,310	1,059,549
<b>Total Expenditures</b>	<b>\$ 27,601,038</b>	<b>\$ 18,155,590</b>	<b>\$ 22,101,581</b>	<b>\$ 22,459,973</b>	<b>\$ 22,725,993</b>
Change in Fund Balance	\$ -	\$ -	\$ -	\$ -	\$ -
<b>Balance on Hand June 30</b>	<b>\$ -</b>	<b>\$ -</b>	<b>\$ -</b>	<b>\$ -</b>	<b>\$ -</b>

## PUPIL ACTIVITY FUND 23

This fund is used to record financial transactions related to school-sponsored pupil organizations and activities. These activities are self-supporting and do not receive any direct or indirect District support. In 2020-2021 this fund was changed from Fund 74 and changed from an Agency Fund to a Special Revenue Fund.

	<b>Audited Actuals 2021-2022</b>	<b>Adopted Budget 2022-2023</b>	<b>Revised Budget 2022-2023</b>	<b>Estimated Actual 2022-2023</b>	<b>Final Revised Budget 2022-2023</b>
<b>Balance on Hand July 1</b>	<b>1,082,553</b>	<b>1,236,527</b>	<b>1,224,000</b>	<b>1,224,000</b>	<b>1,224,000</b>
<b>Revenue</b>					
Pupil Activity	1,173,293	1,411,784	1,411,784	1,113,401	1,411,784
<b>Total Revenue</b>	<b>\$ 1,173,293</b>	<b>\$ 1,411,784</b>	<b>\$ 1,411,784</b>	<b>\$ 1,113,401</b>	<b>\$ 1,411,784</b>
Transfer from General Fund	-	-	-	-	-
<b>Total Sources</b>	<b>\$ 2,255,846</b>	<b>\$ 2,648,311</b>	<b>\$ 2,635,784</b>	<b>\$ 2,337,401</b>	<b>\$ 2,635,784</b>
<b>Expenditures</b>					
Pupil Activity					
Salaries	92,144	118,764	128,962	147,530	138,073
Benefits	20,492	27,138	29,469	33,480	31,551
Purchased/Property Services	322,156	584,279	571,752	425,215	525,413
Supplies	539,498	630,358	657,265	624,625	678,495
Equipment	26,448	13,007	13,007	48,153	56,028
Other	31,107	38,238	38,238	34,319	38,238
Total Pupil Activity	\$ 1,031,846	\$ 1,411,784	\$ 1,438,693	\$ 1,313,323	\$ 1,467,798
<b>Total Expenditures</b>	<b>\$ 1,031,846</b>	<b>\$ 1,411,784</b>	<b>\$ 1,438,693</b>	<b>\$ 1,313,323</b>	<b>\$ 1,467,798</b>
Change in Fund Balance	\$ 141,448	\$ -	\$ (26,909)	\$ (199,922)	\$ (56,014)
<b>Assigned to School Program Carry Over</b>	<b>\$ 1,223,998</b>	<b>\$ 1,236,527</b>	<b>\$ 1,197,091</b>	<b>\$ 1,024,078</b>	<b>\$ 1,167,986</b>
<b>Balance on Hand June 30 - Other</b>	<b>\$ 3</b>	<b>\$ -</b>	<b>\$ -</b>	<b>\$ -</b>	<b>\$ -</b>

## ATHLETICS AND ACTIVITIES FUND 26

This fund accounts for all revenues and expenditures directly related to Colorado High School Activities Association (CHSAA) sponsored athletics and activities, as well as other District sponsored activities at middle and high schools.

	<b>Audited Actuals 2021-2022</b>	<b>Adopted Budget 2022-2023</b>	<b>Revised Budget 2022-2023</b>	<b>Estimated Actual 2022-2023</b>	<b>Final Revised Budget 2022-2023</b>
<b>Balance on Hand July 1</b>	<b>1,788,114</b>	<b>3,241,854</b>	<b>2,504,281</b>	<b>2,504,281</b>	<b>2,504,281</b>
<b>Revenues</b>					
Student Fees	3,532,316	3,212,861	3,212,861	3,758,163	3,756,208
Gate Fees	1,252,832	937,496	937,496	1,454,958	1,437,496
Donations and Fundraising	2,634,102	1,468,725	1,837,511	2,706,329	2,537,511
Merchandise Sales	4,673,832	5,116,594	4,398,008	4,615,453	4,398,008
Other Pupil Income	109,247	268,141	636,928	399,150	693,928
<b>Total Revenue</b>	<b>\$ 12,202,329</b>	<b>\$ 11,003,817</b>	<b>\$ 11,022,804</b>	<b>\$ 12,934,053</b>	<b>\$ 12,823,151</b>
Transfer from General Fund	4,395,546	5,342,625	5,390,384	5,437,684	5,437,684
<b>Total Sources</b>	<b>\$ 18,385,989</b>	<b>\$ 19,588,296</b>	<b>\$ 18,917,469</b>	<b>\$ 20,876,018</b>	<b>\$ 20,765,116</b>
<b>Expenditures</b>					
Salaries	5,313,192	6,111,531	6,152,242	5,589,520	6,152,242
Benefits	1,195,819	1,287,226	1,296,101	1,276,958	1,296,101
Purchased Services	4,448,819	3,134,923	3,134,923	5,483,664	4,683,734
Supplies	4,437,355	4,180,686	4,211,758	5,300,992	4,521,715
Equipment	359,758	211,154	358,154	619,152	388,654
Other	126,765	1,962,928	1,420,922	152,916	1,398,625
<b>Total Expenditures</b>	<b>\$ 15,881,708</b>	<b>\$ 16,888,448</b>	<b>\$ 16,574,100</b>	<b>\$ 18,423,203</b>	<b>\$ 18,441,071</b>
Change in Fund Balance	\$ 716,167	\$ (542,006)	\$ (160,912)	\$ (51,466)	\$ (180,236)
<b>Assigned to School Carry Over</b>	<b>\$ 2,591,711</b>	<b>\$ 2,699,848</b>	<b>\$ 2,343,369</b>	<b>\$ 2,117,485</b>	<b>\$ 2,324,045</b>
<b>Balance on Hand June 30 (District-run)</b>	<b>\$ (87,430)</b>	<b>\$ -</b>	<b>\$ -</b>	<b>\$ 335,330</b>	<b>\$ -</b>



## CHILD CARE FUND 29

The Child Care Fund is self-supporting, and accounts for the activity associated with the District's Before and After School Child Care (BASE). These programs are budgeted to be self-supporting with revenues derived from program enrollment fees charged on a per-child basis.

	<b>Audited Actuals 2021-2022</b>	<b>Adopted Budget 2022-2023</b>	<b>Revised Budget 2022-2023</b>	<b>Estimated Actual 2022-2023</b>	<b>Final Revised Budget 2022-2023</b>
<b>Balance on Hand July 1</b>	<b>182,824</b>	<b>2,948,667</b>	<b>2,920,252</b>	<b>2,920,252</b>	<b>2,920,252</b>
<b>Revenues</b>					
Tuition	9,275,482	10,536,499	9,389,350	9,015,902	9,389,350
Other	716,340	3,227,097	3,166,472	3,695,645	3,761,849
<b>Total Revenue</b>	<b>\$ 9,991,822</b>	<b>\$ 13,763,596</b>	<b>\$ 12,555,822</b>	<b>\$ 12,711,547</b>	<b>\$ 13,151,199</b>
Transfer from General Fund	2,262,045	491,486	492,107	560,107	560,107
<b>Total Sources</b>	<b>\$ 12,436,691</b>	<b>\$ 17,203,749</b>	<b>\$ 15,968,181</b>	<b>\$ 16,191,906</b>	<b>\$ 16,631,558</b>
<b>Expenditures</b>					
Salaries	5,856,982	7,006,361	8,358,295	7,166,708	8,874,940
Benefits	2,126,799	2,913,712	2,810,083	2,325,738	2,940,750
Purchased Services	890,708	1,609,826	870,193	1,313,881	1,055,223
Supplies	211,100	367,831	372,180	410,180	411,180
Field Trips and Other	430,850	2,872,284	637,178	518,646	637,178
<b>Total Expenditures</b>	<b>\$ 9,516,440</b>	<b>\$ 14,770,014</b>	<b>\$ 13,047,929</b>	<b>\$ 11,735,152</b>	<b>\$ 13,919,271</b>
Change in Fund Balance	\$ 2,737,428	\$ (514,932)	\$ -	\$ 1,536,502	\$ (207,965)
<b>Assigned to BASE Program Carry Over</b>	<b>\$ -</b>	<b>\$ -</b>	<b>\$ -</b>	<b>\$ -</b>	<b>\$ -</b>
<b>Balance on Hand June 30 (BASE Department)</b>	<b>\$ 2,920,252</b>	<b>\$ 2,433,735</b>	<b>\$ 2,920,252</b>	<b>\$ 4,456,754</b>	<b>\$ 2,712,287</b>



# **DEBT SERVICE AND LEASE PAYMENT FUND BUDGETS**

# BOND REDEMPTION FUND 31

This fund serves as the vehicle for recording dedicated property taxes and the payment of outstanding principal and interest on the District's General Obligation bonds.

	<b>Audited Actuals 2021-2022</b>	<b>Adopted Budget 2022-2023</b>	<b>Revised Budget 2022-2023</b>	<b>Estimated Actual 2022-2023</b>	<b>Final Revised Budget 2022-2023</b>
<b>Balance on Hand July 1</b>	<b>71,813,488</b>	<b>63,183,671</b>	<b>63,480,642</b>	<b>63,480,642</b>	<b>63,480,642</b>
<b>Revenues</b>					
Property Taxes	65,497,537	65,382,570	54,568,823	54,568,823	54,568,823
Investment Earnings	224,466	326,411	777,813	1,416,280	1,416,280
<b>Total Revenues</b>	<b>\$ 65,722,002</b>	<b>\$ 65,708,981</b>	<b>\$ 55,346,636</b>	<b>\$ 55,985,103</b>	<b>\$ 55,985,103</b>
<b>Total Sources</b>	<b>\$ 137,535,490</b>	<b>\$ 128,892,652</b>	<b>\$ 118,827,278</b>	<b>\$ 119,465,745</b>	<b>\$ 119,465,745</b>
<b>Expenditures</b>					
Principal	55,360,000	23,550,000	23,550,000	26,150,000	26,150,000
Interest	18,691,206	18,982,388	19,158,500	19,158,500	19,158,500
Cost of Issuance	-	-	552,650	552,650	552,650
Fiscal Charges	3,642	4,253	4,253	4,253	4,253
<b>Total Expenditures</b>	<b>\$ 74,054,848</b>	<b>\$ 42,536,641</b>	<b>\$ 43,265,403</b>	<b>\$ 45,865,403</b>	<b>\$ 45,865,403</b>
<b>Other Financing Sources (Uses)</b>					
Proceeds from Bond Refunding	-	-	86,550,000	86,550,000	86,550,000
Refunding Bond Premium	-	-	9,069,309	9,069,309	9,069,309
Payment to Refunding Bond Escrow Agent	-	-	(96,026,999)	(96,026,999)	(96,026,999)
Transfer to/(from) General Fund	-	-	-	-	-
<b>Total Other Financing Sources (Uses)</b>	<b>\$ -</b>	<b>\$ -</b>	<b>\$ (407,690)</b>	<b>\$ (407,690)</b>	<b>\$ (407,690)</b>
Change in Fund Balance	\$ (8,332,846)	\$ 23,172,340	\$ 11,673,543	\$ 9,712,010	\$ 9,712,010
<b>Balance on Hand June 30</b>	<b>\$ 63,480,642</b>	<b>\$ 86,356,011</b>	<b>\$ 75,154,185</b>	<b>\$ 73,192,652</b>	<b>\$ 73,192,652</b>

# CERTIFICATES OF PARTICIPATION (COP) LEASE PAYMENT FUND 39

Pursuant to CDE Chart of Accounts, this fund is identified for non-voter approved lease payments.

	<b>Audited Actuals 2021-2022</b>	<b>Adopted Budget 2022-2023</b>	<b>Revised Budget 2022-2023</b>	<b>Estimated Actual 2022-2023</b>	<b>Final Revised Budget 2022-2023</b>
<b>Balance on Hand July 1</b>	12,114,460	2,904	2,842	2,842	2,842
<b>Revenues</b>					
Interest on Investment	155	200	262	4,716	4,733
Certificate of Participation - AspenView	-	-	-	-	-
<b>Total Revenues</b>	<b>\$ 155</b>	<b>\$ 200</b>	<b>\$ 262</b>	<b>\$ 4,716</b>	<b>\$ 4,733</b>
<b>Total Sources</b>	<b>\$ 12,114,615</b>	<b>\$ 3,104</b>	<b>\$ 3,104</b>	<b>\$ 7,558</b>	<b>\$ 7,575</b>
<b>Expenditures</b>					
Principal Retirement	2,080,000	800,000	800,000	800,000	800,000
Interest	555,903	317,925	317,925	317,925	317,925
Debt Issuance Costs & Fiscal Charges	4,064	4,064	4,064	6,064	8,535
<b>Total Expenditures</b>	<b>\$ 2,639,968</b>	<b>\$ 1,121,989</b>	<b>\$ 1,121,989</b>	<b>\$ 1,123,989</b>	<b>\$ 1,126,460</b>
<b>Other Financing Sources (Uses)</b>					
Proceeds from COP Refunding	-	-	-	-	-
Refunding COP Premium	-	-	-	-	-
Payment to Refunded Escrow Agent	(12,218,034)	-	-	-	-
Transfer from Other Funds	2,746,228	1,118,885	1,118,885	1,118,885	1,118,885
<b>Total Other Financing Sources (Uses)</b>	<b>\$ (9,471,806)</b>	<b>\$ 1,118,885</b>	<b>\$ 1,118,885</b>	<b>\$ 1,118,885</b>	<b>\$ 1,118,885</b>
Change in Fund Balance	\$ (12,111,619)	\$ (2,904)	\$ (2,842)	\$ (389)	\$ (2,842)
<b>Balance on Hand June 30</b>	<b>\$ 2,841</b>	<b>\$ -</b>	<b>\$ -</b>	<b>\$ 2,453</b>	<b>\$ -</b>



# **BUILDING FUND BUDGETS**

# BOND BUILDING FUND 41

The Building Fund is used to account for the management and actual construction of District facilities that are financed by General Obligation Bond (GO) proceeds. The District had authority to sell GO bonds after the November 2018 bond election for the first time since 2006.

	<b>Audited Actuals 2021-2022</b>	<b>Adopted Budget 2022-2023</b>	<b>Revised Budget 2022-2023</b>	<b>Estimated Actual 2022-2023</b>	<b>Final Revised Budget 2022-2023</b>
<b>Balance on Hand July 1</b>	<b>109,950,863</b>	<b>38,107,754</b>	<b>40,624,932</b>	<b>40,624,932</b>	<b>40,624,932</b>
<b>Revenues</b>					
Bond Issuance	-	-	-	-	-
State Revenue from CDE	-	-	-	-	-
Interest	(351,295)	627,484	627,484	792,413	627,484
<b>Total Revenue</b>	<b>\$ (351,295)</b>	<b>\$ 627,484</b>	<b>\$ 627,484</b>	<b>\$ 792,413</b>	<b>\$ 627,484</b>
Transfer to/from Other Funds	-	-	-	-	-
<b>Total Sources</b>	<b>\$ 109,599,568</b>	<b>\$ 38,735,238</b>	<b>\$ 41,252,416</b>	<b>\$ 41,417,345</b>	<b>\$ 41,252,416</b>
<b>Expenditures</b>					
Salaries	134,805	175,022	142,565	70,235	142,565
Benefits	37,852	62,277	47,086	17,279	47,086
Buildings & Building Improvements	68,095,528	31,127,321	40,442,489	35,888,882	40,442,489
Purchased Services	706,285	502,238	502,238	206,917	502,238
Supplies	-	-	118,038	126,977	118,038
Debt Issuance Costs & Fiscal Charges	-	-	-	-	-
Other	165	-	-	-	-
<b>Total Expenditures</b>	<b>\$ 68,974,634</b>	<b>\$ 31,866,858</b>	<b>\$ 41,252,416</b>	<b>\$ 36,310,289</b>	<b>\$ 41,252,416</b>
Change in Fund Balance	\$ (69,325,929)	\$ (31,239,374)	\$ (40,624,932)	\$ (35,517,876)	\$ (40,624,932)
<b>Balance on Hand June 30</b>	<b>\$ 40,624,934</b>	<b>\$ 6,868,380</b>	<b>\$ -</b>	<b>\$ 5,107,056</b>	<b>\$ -</b>



# CERTIFICATES OF PARTICIPATION (COP) BUILDING FUND 45

This fund has been established to account for capital projects funded with the proceeds from the sale of Certificates of Participation. This fund accounted for the activity associated with capital projects identified in the DCSD Master Capital Plan. All Certificate of Participation Building Fund proceeds were spent by June 2018 and beginning fund balance for 2022-2023 is \$0.

	<b>Audited Actuals 2021-2022</b>	<b>Adopted Budget 2022-2023</b>	<b>Revised Budget 2022-2023</b>	<b>Estimated Actual 2022-2023</b>	<b>Final Revised Budget 2022-2023</b>
<b>Balance on Hand July 1</b>	-	-	-	-	-
<b>Revenues</b>					
COP Issuance	-	-	-	-	-
Premium on Bond	-	-	-	-	-
Investment Earnings	-	-	-	-	-
<b>Total Revenue</b>	<b>\$ -</b>	<b>\$ -</b>	<b>\$ -</b>	<b>\$ -</b>	<b>\$ -</b>
Transfer from General Fund	-	-	-	-	-
<b>Total Sources</b>	<b>\$ -</b>	<b>\$ -</b>	<b>\$ -</b>	<b>\$ -</b>	<b>\$ -</b>
<b>Expenditures</b>					
Salaries	-	-	-	-	-
Benefits	-	-	-	-	-
Building & Building Improvements	-	-	-	-	-
Purchased Services	-	-	-	-	-
Supplies	-	-	-	-	-
Other	-	-	-	-	-
<b>Total Expenditures</b>	<b>\$ -</b>	<b>\$ -</b>	<b>\$ -</b>	<b>\$ -</b>	<b>\$ -</b>
Change in Fund Balance	\$ -	\$ -	\$ -	\$ -	\$ -
<b>Balance on Hand June 30</b>	<b>\$ -</b>	<b>\$ -</b>	<b>\$ -</b>	<b>\$ -</b>	<b>\$ -</b>



# **INTERNAL SERVICE FUND BUDGETS**

## MEDICAL AND DENTAL FUND 65

The District operates a self-funded employee health benefit program where the health claims are accounted for in this fund. In addition, employee medical and dental premium payments to Delta Dental and Kaiser Permanente are also accounted for in this fund. The District establishes each year's premium amounts based on projected medical claims as well as the updated premium charge from Kaiser Permanente and Delta Dental.

	<b>Audited Actuals 2021-2022</b>	<b>Adopted Budget 2022-2023</b>	<b>Revised Budget 2022-2023</b>	<b>Estimated Actual 2022-2023</b>	<b>Final Revised Budget 2022-2023</b>
<b>Balance on Hand July 1</b>	3,969,420	3,701	704,109	704,109	704,109
<b>Revenues</b>					
Health Insurance Premiums	47,592,054	58,563,381	53,663,381	51,478,188	53,663,381
Dental Insurance Premiums	3,196,177	3,090,676	3,090,676	3,045,542	3,090,676
Investment Earnings	12,940	4,849	4,849	76,422	75,000
Other	9,490	16,000	16,000	610,743	595,000
<b>Total Revenues</b>	<b>\$ 50,810,661</b>	<b>\$ 61,674,906</b>	<b>\$ 56,774,906</b>	<b>\$ 55,210,894</b>	<b>\$ 57,424,057</b>
Transfer from General Fund	-	-	-	-	-
<b>Total Sources</b>	<b>\$ 54,780,081</b>	<b>\$ 61,678,607</b>	<b>\$ 57,479,015</b>	<b>\$ 55,915,003</b>	<b>\$ 58,128,166</b>
<b>Expenditures</b>					
Salaries	34,475	37,800	37,800	34,475	37,800
Benefits	7,705	8,637	8,637	7,706	8,637
Health Plan	49,012,869	55,408,428	50,508,428	50,357,875	51,087,428
Dental Plan	3,216,886	3,090,676	3,090,676	3,077,536	3,090,676
Stop Loss Premiums	710,887	914,000	914,000	809,453	914,000
Purchased Services	1,064,335	950,268	950,268	1,106,317	1,020,419
Other	28,816	37,000	37,000	18,140	37,000
<b>Total Expenditures</b>	<b>\$ 54,075,973</b>	<b>\$ 60,446,809</b>	<b>\$ 55,546,809</b>	<b>\$ 55,411,502</b>	<b>\$ 56,195,960</b>
Change in Fund Balance	\$ (3,265,311)	\$ 1,228,097	\$ 1,228,097	\$ (200,608)	\$ 1,228,097
<b>Assigned to Contingency for Self-Insured Plans</b>	<b>\$ 704,109</b>	<b>\$ 1,231,798</b>	<b>\$ 1,932,206</b>	<b>\$ 503,501</b>	<b>\$ 1,932,206</b>
<b>Balance on Hand June 30</b>	<b>\$ -</b>	<b>\$ -</b>	<b>\$ -</b>	<b>\$ -</b>	<b>\$ -</b>

## SHORT TERM DISABILITY INSURANCE FUND 66

This fund replaces the District's former fully insured Short Term Disability Insurance (STDI) program. This fund was created in 2014-2015 to reflect the District's move to a self-funded plan. The District establishes each year's premium amounts based on projected STDI claims.

	<b>Audited Actuals 2021-2022</b>	<b>Adopted Budget 2022-2023</b>	<b>Revised Budget 2022-2023</b>	<b>Estimated Actual 2022-2023</b>	<b>Final Revised Budget 2022-2023</b>
<b>Balance on Hand July 1</b>	<b>599,634</b>	<b>479,713</b>	<b>423,724</b>	<b>423,724</b>	<b>423,724</b>
<b>Revenues</b>					
Short Term Disability Insurance Premiums	506,075	540,273	540,273	543,409	540,273
<b>Total Revenue</b>	<b>\$ 506,075</b>	<b>\$ 540,273</b>	<b>\$ 540,273</b>	<b>\$ 543,409</b>	<b>\$ 540,273</b>
Transfer from General Fund	-	-	-	-	-
<b>Total Sources</b>	<b>\$ 1,105,709</b>	<b>\$ 1,019,986</b>	<b>\$ 963,997</b>	<b>\$ 967,133</b>	<b>\$ 963,997</b>
<b>Expenditures</b>					
Salaries	-	-	-	-	-
Benefits	-	-	-	-	-
Short Term Disability Insurance Claims	524,355	484,977	543,299	598,367	608,629
Purchased Services	157,631	167,218	167,218	154,415	157,218
Other	-	-	-	-	-
<b>Total Expenditures</b>	<b>\$ 681,986</b>	<b>\$ 652,195</b>	<b>\$ 710,517</b>	<b>\$ 752,783</b>	<b>\$ 765,847</b>
Change in Fund Balance	\$ (175,910)	\$ (111,922)	\$ (170,244)	\$ (209,374)	\$ (225,574)
<b>Balance on Hand June 30</b>	<b>\$ 423,724</b>	<b>\$ 367,791</b>	<b>\$ 253,480</b>	<b>\$ 214,350</b>	<b>\$ 198,150</b>



# **TRUST FUND BUDGETS**

## PRIVATE PURPOSE TRUST FUND 75

This fund accounts for the student scholarships awarded from the P.S. Miller Trust.

	<b>Audited Actuals 2021-2022</b>	<b>Adopted Budget 2022-2023</b>	<b>Revised Budget 2022-2023</b>	<b>Estimated Actual 2022-2023</b>	<b>Final Revised Budget 2022-2023</b>
<b>Balance on Hand July 1</b>	<b>41,629</b>	<b>32,879</b>	<b>32,879</b>	<b>32,879</b>	<b>32,879</b>
<b>Revenues</b>					
Contributions	48,000	48,000	48,000	50,000	50,000
<b>Total Revenue</b>	<b>\$ 48,000</b>	<b>\$ 48,000</b>	<b>\$ 48,000</b>	<b>\$ 50,000</b>	<b>\$ 50,000</b>
Transfer from General Fund	-	-	-	-	-
<b>Total Sources</b>	<b>\$ 89,629</b>	<b>\$ 80,879</b>	<b>\$ 80,879</b>	<b>\$ 82,879</b>	<b>\$ 82,879</b>
<b>Expenditures</b>					
Grants and Scholarships	56,750	58,000	58,500	58,500	58,500
<b>Total Expenditures</b>	<b>\$ 56,750</b>	<b>\$ 58,000</b>	<b>\$ 58,500</b>	<b>\$ 58,500</b>	<b>\$ 58,500</b>
Change in Fund Balance	\$ (8,750)	\$ (10,000)	\$ (10,500)	\$ (8,500)	\$ (8,500)
<b>Balance on Hand June 30</b>	<b>\$ 32,879</b>	<b>\$ 22,879</b>	<b>\$ 22,379</b>	<b>\$ 24,379</b>	<b>\$ 24,379</b>



# **CHARTER SCHOOL BUDGETS**

## 2022-2023 FINAL REVISED BUDGET CHARTER SCHOOLS SUMMARY OF REVENUES AND EXPENDITURES

---

CHARTER SCHOOL	Beginning Fund Balance	Budgeted Revenues	Budgeted Expenditures	Ending Fund Balance
Academy Charter	\$ 5,624,093	\$ 7,133,223	\$ 11,677,010	\$ 1,080,306
American Academy Charter	8,369,128	32,248,353	32,000,000	8,617,481
Aspen View Academy Charter	12,354,076	11,446,061	19,927,338	3,872,799
Ben Franklin Academy Charter	6,586,792	10,496,947	10,448,821	6,634,918
Challenge to Excellence Charter	2,914,323	7,243,843	6,438,990	3,719,176
DCS Montessori Charter	1,613,884	6,708,246	6,708,225	1,613,905
Global Village Academy Charter	358,125	4,449,550	4,112,287	695,388
HOPE Online Learning Academy	2,245,207	14,032,225	14,498,404	1,779,029
Leman Academy of Excellence Charter	5,215,884	11,761,690	10,556,846	6,420,728
North Star Academy Charter	2,837,516	7,720,380	9,714,732	843,164
Parker Core Knowledge Charter	3,764,134	9,346,137	10,000,493	3,109,778
Parker Performing Arts Charter	1,505,947	7,737,421	7,705,710	1,537,658
Platte River Academy Charter	2,047,550	6,361,498	6,350,703	2,058,345
Renaissance Secondary Charter	803,655	4,604,892	4,557,050	851,496
SkyView Academy Charter	4,751,859	17,487,643	16,736,699	5,502,803
STEM School Highlands Ranch	12,414,772	16,908,592	16,594,566	12,728,798
World Compass Academy Charter	2,405,748	8,788,029	8,788,029	2,405,748
<b>TOTAL</b>	<b>\$ 75,812,693</b>	<b>\$ 184,474,731</b>	<b>\$ 196,815,903</b>	<b>\$ 63,471,520</b>

All charter school financials prepared by charter schools and not by DCSD Business Services staff

# ACADEMY CHARTER SCHOOL

	Audited Actual 2021-2022	Adopted Budget 2022-2023	Final Revised Budget 2022-2023	Estimated Actual 2022-2023	Proposed Budget 2023-2024
<b>Balance on Hand July 1</b>	\$ 4,951,825	\$ 5,291,973	\$ 5,624,093	\$ 5,624,093	\$ 1,246,919
<b>Revenue:</b>					
Per Pupil Revenue	\$ 5,704,718	\$ 6,042,821	\$ 6,090,000	\$ 6,087,903	\$ 6,565,551
Mill Levy/Override	794,338	808,724	853,000	854,896	851,389
Tuition	-	-	-	-	-
Transportation Fees	-	-	-	-	-
Earnings on Investments	12,911	18,000	48,000	64,683	54,390
Food Services	-	-	-	-	-
Pupil Activities	75,168	61,700	80,000	78,045	82,512
Community Service Activities	-	-	-	-	-
Other Local Revenue	92,915	100,000	83,000	86,660	82,953
Rental/Lease	4,125	5,000	5,000	4,000	5,000
Contributions/Donations	51,679	55,000	55,000	60,138	57,839
Miscellaneous Revenue	-	-	-	-	-
Categorical Revenue	70,625	75,000	75,000	75,000	75,000
Other State Revenue	232,170	212,246	233,000	231,401	250,940
Grants Federal	109,736	54,052	54,052	54,052	-
Fund Transfer	(442,561)	(442,967)	(442,829)	(442,631)	(438,433)
Other Sources	-	-	-	-	-
Cap Reserve Bond Revenue	-	-	-	-	-
Grants Local	-	-	-	-	-
<b>Total Revenue</b>	<b>\$ 6,705,824</b>	<b>\$ 6,989,576</b>	<b>\$ 7,133,223</b>	<b>\$ 7,154,148</b>	<b>\$ 7,587,140</b>
<b>Total Sources</b>	<b>\$ 11,657,650</b>	<b>\$ 12,281,549</b>	<b>\$ 12,757,316</b>	<b>\$ 12,778,241</b>	<b>\$ 8,834,060</b>
<b>Expenditures:</b>					
Salaries	\$ 3,402,558	\$ 3,930,000	\$ 3,906,000	\$ 3,855,757	\$ 4,350,500
Benefits	1,175,651	1,381,300	1,343,500	1,327,913	1,497,127
Purchased Professional and Technical Services	135,632	163,000	177,000	155,276	140,244
Purchased Property Services	306,996	340,000	383,000	380,439	324,155
Other Purchased Services	522,032	612,092	637,000	603,431	642,103
Supplies	219,581	283,000	316,000	315,935	336,637
Property	261,426	190,000	656,510	684,552	200,509
Other Expenses	9,681	65,000	58,000	8,018	58,842
Other Uses of Funds	-	-	-	-	-
Redemption of Principal	-	-	-	-	-
Principal on Leases	-	-	-	-	-
Grant Expense	-	-	-	-	-
Cap Reserve Expense	-	4,200,000	4,200,000	4,200,000	-
<b>Total Expenditures</b>	<b>\$ 6,033,557</b>	<b>\$ 11,164,392</b>	<b>\$ 11,677,010</b>	<b>\$ 11,531,321</b>	<b>\$ 7,550,118</b>
<b>Balance on Hand June 30</b>	<b>\$ 5,624,093</b>	<b>\$ 1,117,157</b>	<b>\$ 1,080,306</b>	<b>\$ 1,246,919</b>	<b>\$ 1,283,942</b>
<b>Fund Balance as a % of Revenue</b>	84%	16%	15%	17%	17%

All charter school financials prepared by charter schools and not by DCSD Business Services staff

# AMERICAN ACADEMY CHARTER SCHOOL

	Audited Actual 2021-2022	Adopted Budget 2022-2023	Final Revised Budget 2022-2023	Estimated Actual 2022-2023	Proposed Budget 2023-2024
<b>Balance on Hand July 1</b>	\$ 5,804,873	\$ 8,369,128	\$ 8,369,128	\$ 8,369,128	\$ 8,617,481
<u>Revenue:</u>					
Per Pupil Revenue	\$ 21,934,618	\$ 23,260,295	\$ 23,429,055	\$ 23,429,055	\$ 25,455,205
Mill Levy/Override	3,056,991	3,085,549	3,271,421	3,271,421	3,271,424
Tuition	1,716,068	1,729,995	1,730,533	1,730,533	1,783,184
Transportation Fees	465,047	370,620	397,535	397,535	370,620
Earnings on Investments	12,685	12,000	253,006	253,006	180,000
Food Services	-	-	-	-	-
Pupil Activities	598,321	740,000	627,157	627,157	744,000
Community Service Activities	-	-	-	-	-
Other Local Revenue	780,052	775,797	749,992	749,992	775,797
Rental/Lease	140,811	135,000	142,097	142,097	125,000
Contributions/Donations	179,222	816,938	169,822	169,822	816,938
Miscellaneous Revenue	-	-	531,009	531,009	-
Categorical Revenue	766,951	905,000	914,899	914,899	925,000
Other State Revenue	433,177	65,000	31,827	31,827	75,000
Grants Federal	512,010	-	-	-	-
Fund Transfer	(20,273)	-	-	-	-
Other Sources	-	500,000	-	-	300,000
Cap Reserve Bond Revenue	-	-	-	-	-
Grants Local	-	-	-	-	-
<b>Total Revenue</b>	<b>\$ 30,575,680</b>	<b>\$ 32,396,194</b>	<b>\$ 32,248,353</b>	<b>\$ 32,248,353</b>	<b>\$ 34,822,168</b>
<b>Total Sources</b>	<b>\$ 36,380,553</b>	<b>\$ 40,765,322</b>	<b>\$ 40,617,481</b>	<b>\$ 40,617,481</b>	<b>\$ 43,439,649</b>
<u>Expenditures:</u>					
Salaries	\$ 14,525,757	\$ 15,832,935	\$ 15,900,000	\$ 15,900,000	\$ 17,780,200
Benefits	4,487,884	5,676,205	5,100,000	5,100,000	5,942,280
Purchased Professional and Technical Services	497,607	600,926	775,000	775,000	732,560
Purchased Property Services	4,187,567	4,632,530	4,500,000	4,500,000	4,724,890
Other Purchased Services	2,876,530	3,060,185	3,050,000	3,050,000	3,109,952
Supplies	888,668	1,236,000	1,500,000	1,500,000	1,175,900
Property	302,812	1,014,040	850,000	850,000	977,540
Other Expenses	44,442	107,450	75,000	75,000	107,450
Other Uses of Funds	-	-	-	-	-
Redemption of Principal	-	-	-	-	-
Principal on Leases	200,158	234,000	250,000	250,000	234,000
Grant Expense	-	-	-	-	-
Cap Reserve Expense	-	-	-	-	-
<b>Total Expenditures</b>	<b>\$ 28,011,425</b>	<b>\$ 32,394,271</b>	<b>\$ 32,000,000</b>	<b>\$ 32,000,000</b>	<b>\$ 34,784,772</b>
<b>Balance on Hand June 30</b>	<b>\$ 8,369,128</b>	<b>\$ 8,371,051</b>	<b>\$ 8,617,481</b>	<b>\$ 8,617,481</b>	<b>\$ 8,654,877</b>
<b>Fund Balance as a % of Revenue</b>	27%	26%	27%	27%	25%

All charter school financials prepared by charter schools and not by DCSD Business Services staff

# ASPEN VIEW ACADEMY CHARTER SCHOOL

	Audited Actual 2021-2022	Adopted Budget 2022-2023	Final Revised Budget 2022-2023	Estimated Actual 2022-2023	Proposed Budget 2023-2024
<b>Balance on Hand July 1</b>	\$ 18,535,613	\$ 19,588,722	\$ 12,354,076	\$ 12,354,076	\$ 7,667,649
<b>Revenue:</b>					
Per Pupil Revenue	\$ 7,995,576	\$ 8,300,250	\$ 8,751,640	\$ 8,751,640	\$ 9,572,930
Mill Levy/Override	1,115,340	1,102,050	1,227,350	1,227,350	1,168,850
Tuition	251,729	381,600	381,600	381,600	393,600
Transportation Fees	-	-	-	-	-
Earnings on Investments	-	500	61,000	60,000	84,000
Food Services	-	-	-	-	-
Pupil Activities	575,154	283,440	304,440	325,000	341,950
Community Service Activities	-	150,000	185,000	230,000	225,000
Other Local Revenue	54,592	-	-	-	-
Rental/Lease	-	15,000	15,000	7,500	15,000
Contributions/Donations	65,645	85,000	85,000	81,000	85,000
Miscellaneous Revenue	-	5,000	5,000	3,500	5,000
Categorical Revenue	-	274,000	335,082	335,082	336,500
Other State Revenue	-	11,500	94,949	94,949	-
Grants Federal	-	-	-	-	-
Fund Transfer	-	-	-	-	-
Other Sources	548,760	-	-	-	-
Cap Reserve Bond Revenue	-	-	-	-	-
Grants Local	-	-	-	-	-
<b>Total Revenue</b>	<b>\$ 10,606,796</b>	<b>\$ 10,608,340</b>	<b>\$ 11,446,061</b>	<b>\$ 11,497,621</b>	<b>\$ 12,227,830</b>
<b>Total Sources</b>	<b>\$ 29,142,409</b>	<b>\$ 30,197,062</b>	<b>\$ 23,800,137</b>	<b>\$ 23,851,697</b>	<b>\$ 19,895,479</b>
<b>Expenditures:</b>					
Salaries	\$ 5,503,962	\$ 5,059,028	\$ 6,009,725	\$ 6,009,725	\$ 6,557,153
Benefits	1,479,098	1,553,029	1,872,073	1,872,073	1,989,309
Purchased Professional and Technical Services	-	191,000	118,500	115,000	128,000
Purchased Property Services	1,720,749	1,342,500	1,485,317	1,375,000	1,718,919
Other Purchased Services	-	788,348	816,224	814,750	883,125
Supplies	543,344	601,500	649,000	626,000	652,500
Property	6,016,753	150,000	8,705,000	5,100,000	200,000
Other Expenses	24,187	27,000	21,500	21,500	21,000
Other Uses of Funds	-	200,000	250,000	250,000	-
Redemption of Principal	560,000	-	-	-	-
Principal on Leases	940,240	-	-	-	-
Grant Expense	-	-	-	-	-
Cap Reserve Expense	-	-	-	-	-
<b>Total Expenditures</b>	<b>\$ 16,788,333</b>	<b>\$ 9,912,405</b>	<b>\$ 19,927,338</b>	<b>\$ 16,184,048</b>	<b>\$ 12,150,006</b>
<b>Balance on Hand June 30</b>	<b>\$ 12,354,076</b>	<b>\$ 20,284,657</b>	<b>\$ 3,872,799</b>	<b>\$ 7,667,649</b>	<b>\$ 7,745,473</b>
<b>Fund Balance as a % of Revenue</b>	116%	191%	34%	67%	63%

All charter school financials prepared by charter schools and not by DCSD Business Services staff

# BEN FRANKLIN ACADEMY CHARTER SCHOOL

	Audited Actual 2021-2022	Adopted Budget 2022-2023	Final Revised Budget 2022-2023	Estimated Actual 2022-2023	Proposed Budget 2023-2024
<b>Balance on Hand July 1</b>	\$ 5,889,662	\$ 5,958,692	\$ 6,586,792	\$ 6,586,792	\$ 6,634,918
<b>Revenue:</b>					
Per Pupil Revenue	\$ 7,691,436	\$ 8,075,132	8,023,302	8,023,302	\$ 8,786,727
Mill Levy/Override	1,073,461	1,072,453	1,125,484	1,125,484	1,131,870
Tuition	323,616	326,775	322,000	322,000	327,450
Transportation Fees	-	-	-	-	-
Earnings on Investments	10,343	2,500	180,000	180,000	150,000
Food Services	-	-	-	-	-
Pupil Activities	126,677	128,000	128,445	128,445	115,400
Community Service Activities	146,377	110,000	155,800	155,800	155,000
Other Local Revenue	-	-	-	-	-
Rental/Lease	31,074	25,000	25,000	25,000	25,000
Contributions/Donations	5,488	5,700	52,000	52,000	2,000
Miscellaneous Revenue	6,282	-	5,955	5,955	4,600
Categorical Revenue	25,343	4,677	5,980	5,980	5,980
PERA Grant 3898	92,496	-	-	-	-
Other State Revenue	52,962	50,393	56,874	56,874	-
Grants Federal	59,555	75,331	91,107	91,107	-
Fund Transfer	86,394	-	4,731	4,731	-
Other Sources	-	-	-	-	-
Cap Reserve Bond Revenue	266,617	266,233	320,269	320,269	320,269
Grants Local	-	-	-	-	-
<b>Total Revenue</b>	<b>\$ 9,998,120</b>	<b>\$ 10,142,194</b>	<b>\$ 10,496,947</b>	<b>\$ 10,496,947</b>	<b>\$ 11,024,296</b>
<b>Total Sources</b>	<b>\$ 15,887,782</b>	<b>\$ 16,100,886</b>	<b>\$ 17,083,739</b>	<b>\$ 17,083,739</b>	<b>\$ 17,659,214</b>
<b>Expenditures:</b>					
Salaries	\$ 4,527,362	\$ 4,941,125	\$ 5,265,227	\$ 5,265,227	\$ 5,792,031
Benefits	1,311,373	1,334,170	1,370,295	1,370,295	1,525,313
Purchased Professional and Technical Services	84,006	122,600	114,206	114,206	129,085
Purchased Property Services	1,720,896	1,778,291	1,762,741	1,762,741	1,798,341
Other Purchased Services	842,823	913,441	913,702	913,702	957,969
Supplies	438,851	611,421	611,109	611,109	497,961
Property	308,478	347,000	335,559	335,559	242,000
Other Expenses	67,201	81,650	75,982	75,982	75,950
Other Uses of Funds	-	-	-	-	-
Redemption of Principal	-	-	-	-	-
Principal on Leases	-	-	-	-	-
Grant Expense	-	-	-	-	-
Cap Reserve Expense	-	-	-	-	-
<b>Total Expenditures</b>	<b>\$ 9,300,990</b>	<b>\$ 10,129,698</b>	<b>\$ 10,448,821</b>	<b>\$ 10,448,821</b>	<b>\$ 11,018,650</b>
<b>Balance on Hand June 30</b>	<b>\$ 6,586,792</b>	<b>\$ 5,971,188</b>	<b>\$ 6,634,918</b>	<b>\$ 6,634,918</b>	<b>\$ 6,640,564</b>
<b>Fund Balance as a % of Revenue</b>	66%	59%	63%	63%	60%

All charter school financials prepared by charter schools and not by DCSD Business Services staff

# CHALLENGE TO EXCELLENCE CHARTER SCHOOL

	Audited Actual 2021-2022	Adopted Budget 2022-2023	Final Revised Budget 2022-2023	Estimated Actual 2022-2023	Proposed Budget 2023-2024
<b>Balance on Hand July 1</b>	\$ 3,307,793	\$ 3,084,478	\$ 2,914,323	\$ 2,914,323	\$ 3,952,932
<b>Revenue:</b>					
Per Pupil Revenue	\$ 4,653,931	\$ 4,941,249	\$ 4,944,493	\$ 4,944,493	\$ 5,321,337
Mill Levy/Override	641,620	659,610	649,857	649,857	654,707
Tuition	3,694	7,000	4,000	4,000	4,000
Transportation Fees	-	-	-	-	-
Earnings on Investments	7,164	1,000	32,000	120,000	60,000
Food Services	-	-	-	-	-
Pupil Activities	163,582	104,750	262,950	262,950	273,750
Community Service Activities	-	-	-	-	-
Other Local Revenue	59,964	107,000	-	-	-
Rental/Lease	-	-	-	-	-
Contributions/Donations	-	-	-	-	-
Miscellaneous Revenue	8,139	3,500	23,000	23,000	5,000
Categorical Revenue	228,115	213,847	209,647	209,647	210,386
Other State Revenue	55,975	85,997	85,257	85,257	89,542
Grants Federal	130,658	80,000	75,000	75,000	-
Fund Transfer	(195,402)	-	957,639	957,639	-
Other Sources	-	-	-	-	-
Cap Reserve Bond Revenue	-	-	-	-	-
Grants Local	-	-	-	-	-
<b>Total Revenue</b>	<b>\$ 5,757,438</b>	<b>\$ 6,203,953</b>	<b>\$ 7,243,843</b>	<b>\$ 7,331,843</b>	<b>\$ 6,618,722</b>
<b>Total Sources</b>	<b>\$ 9,065,231</b>	<b>\$ 9,288,431</b>	<b>\$ 10,158,166</b>	<b>\$ 10,246,166</b>	<b>\$ 10,571,654</b>
<b>Expenditures:</b>					
Salaries	\$ 2,605,957	\$ 2,866,555	\$ 2,841,893	\$ 2,841,893	\$ 2,984,725
Benefits	885,548	1,083,117	1,045,065	1,045,065	1,176,109
Purchased Professional and Technical Services	333,177	368,408	368,408	368,408	311,981
Purchased Property Services	899,627	716,879	726,010	726,010	525,987
Other Purchased Services	472,655	559,669	561,273	561,273	596,723
Supplies	191,635	319,761	322,441	322,441	267,448
Property	746,431	119,710	417,175	417,175	225,802
Other Expenses	15,879	158,244	156,725	10,969	170,438
Other Uses of Funds	-	-	-	-	-
Redemption of Principal	-	-	-	-	-
Principal on Leases	-	-	-	-	-
Grant Expense	-	-	-	-	-
Cap Reserve Expense	-	-	-	-	-
<b>Total Expenditures</b>	<b>\$ 6,150,908</b>	<b>\$ 6,192,343</b>	<b>\$ 6,438,990</b>	<b>\$ 6,293,234</b>	<b>\$ 6,259,213</b>
<b>Balance on Hand June 30</b>	<b>\$ 2,914,323</b>	<b>\$ 3,096,088</b>	<b>\$ 3,719,176</b>	<b>\$ 3,952,932</b>	<b>\$ 4,312,441</b>
<b>Fund Balance as a % of Revenue</b>	51%	50%	51%	54%	65%

All charter school financials prepared by charter schools and not by DCSD Business Services staff

# DCS MONTESSORI CHARTER SCHOOL

	Audited Actual 2021-2022	Adopted Budget 2022-2023	Final Revised Budget 2022-2023	Estimated Actual 2022-2023	Proposed Budget 2023-2024
<b>Balance on Hand July 1</b>	\$ 1,433,410	\$ 1,650,222	\$ 1,613,884	\$ 1,613,884	\$ 1,644,809
<b>Revenue:</b>					
Per Pupil Revenue	\$ 3,773,166	\$ 3,939,959	\$ 4,006,469	\$ 4,065,766	\$ 4,272,729
Mill Levy/Override	525,289	525,915	535,890	565,715	555,565
Tuition	829,263	776,150	862,050	912,050	873,100
Transportation Fees	-	-	-	-	-
Earnings on Investments	(3,415)	2,500	15,000	60,000	18,000
Food Services	-	-	-	-	-
Pupil Activities	153,766	125,000	200,000	150,000	200,000
Community Service Activities	396,701	445,000	463,000	430,000	464,250
Other Local Revenue	-	-	-	-	-
Rental/Lease	68,790	60,000	70,000	70,000	70,000
Contributions/Donations	2,215	-	-	6,000	-
Miscellaneous Revenue	25,710	30,000	35,000	5,000	35,000
Categorical Revenue	129,512	130,000	65,000	69,000	160,000
Other State Revenue	115,906	65,000	410,376	359,800	102,000
Grants Federal	62,017	194,000	42,461	42,461	-
Fund Transfer	1,375	-	3,000	2,574	5,000
Other Sources	-	-	-	-	-
Cap Reserve Bond Revenue	-	-	-	-	-
Grants Local	-	-	-	-	-
<b>Total Revenue</b>	<b>\$ 6,080,295</b>	<b>\$ 6,293,524</b>	<b>\$ 6,708,246</b>	<b>\$ 6,738,366</b>	<b>\$ 6,755,644</b>
<b>Total Sources</b>	<b>\$ 7,513,705</b>	<b>\$ 7,943,746</b>	<b>\$ 8,322,130</b>	<b>\$ 8,352,250</b>	<b>\$ 8,400,453</b>
<b>Expenditures:</b>					
Salaries	\$ 2,773,824	\$ 2,966,000	\$ 3,117,000	\$ 3,117,000	\$ 3,180,000
Benefits	965,452	1,143,985	1,146,234	1,100,000	1,160,630
Purchased Professional and Technical Services	270,479	272,500	296,500	300,000	324,500
Purchased Property Services	806,128	777,000	803,000	750,000	844,500
Other Purchased Services	370,389	389,000	419,500	420,000	433,500
Supplies	239,513	247,950	260,950	250,000	265,950
Property	222,412	159,000	199,000	360,000	469,000
Other Expenses	10,391	19,600	19,600	14,000	19,600
Other Uses of Funds	138,157	125,000	200,000	150,000	200,000
Redemption of Principal	-	-	-	-	-
Principal on Leases	-	-	-	-	-
Grant Expense	103,076	194,000	246,441	246,441	-
Cap Reserve Expense	-	-	-	-	-
<b>Total Expenditures</b>	<b>\$ 5,899,821</b>	<b>\$ 6,294,035</b>	<b>\$ 6,708,225</b>	<b>\$ 6,707,441</b>	<b>\$ 6,897,680</b>
<b>Balance on Hand June 30</b>	<b>\$ 1,613,884</b>	<b>\$ 1,649,711</b>	<b>\$ 1,613,905</b>	<b>\$ 1,644,809</b>	<b>\$ 1,502,773</b>
<b>Fund Balance as a % of Revenue</b>	27%	26%	24%	24%	22%

All charter school financials prepared by charter schools and not by DCSD Business Services staff



# GLOBAL VILLAGE ACADEMY CHARTER SCHOOL

	Audited Actual 2021-2022	Adopted Budget 2022-2023	Final Revised Budget 2022-2023	Estimated Actual 2022-2023	Proposed Budget 2023-2024
<b>Balance on Hand July 1</b>	\$ 98,191	\$ 156,672	\$ 358,125	\$ 358,125	\$ 695,388
<b>Revenue:</b>					
Per Pupil Revenue	\$ 3,374,011	\$ 3,566,904	\$ 3,405,002	\$ 3,405,002	\$ 4,133,205
Mill Levy/Override	459,328	471,510	441,320	441,320	494,116
Tuition	4,500	10,000	10,000	10,000	10,000
Transportation Fees	-	-	-	-	-
Earnings on Investments	-	-	-	-	-
Food Services	-	-	-	-	-
Pupil Activities	168,516	103,168	101,470	101,470	108,000
Community Service Activities	-	-	-	-	-
Other Local Revenue	8,054	7,042	7,042	7,042	17,000
Rental/Lease	3,000	-	-	-	-
Contributions/Donations	6,404	2,500	2,500	2,500	2,500
Miscellaneous Revenue	5,491	-	-	-	-
Categorical Revenue	-	-	-	-	-
Other State Revenue	230,736	152,601	482,216	482,216	369,626
Grants Federal	-	-	-	-	-
Fund Transfer	-	-	-	-	-
Other Sources	-	-	-	-	-
Cap Reserve Bond Revenue	-	-	-	-	-
Grants Local	-	-	-	-	-
<b>Total Revenue</b>	<b>\$ 4,260,040</b>	<b>\$ 4,313,725</b>	<b>\$ 4,449,550</b>	<b>\$ 4,449,550</b>	<b>\$ 5,134,447</b>
<b>Total Sources</b>	<b>\$ 4,358,231</b>	<b>\$ 4,470,397</b>	<b>\$ 4,807,675</b>	<b>\$ 4,807,675</b>	<b>\$ 5,829,835</b>
<b>Expenditures:</b>					
Salaries	\$ 1,605,192	\$ 1,756,190	\$ 1,780,000	\$ 1,780,000	\$ 1,936,218
Benefits	492,851	527,230	541,000	541,000	681,333
Purchased Professional and Technical Services	236,533	200,716	196,600	196,600	207,550
Purchased Property Services	893,957	908,558	324,067	324,067	996,228
Other Purchased Services	548,748	680,328	682,479	682,479	704,681
Supplies	174,930	191,200	535,071	535,071	440,500
Property	24,046	25,400	15,000	15,000	27,500
Other Expenses	23,849	17,970	38,070	38,070	40,000
Other Uses of Funds	-	-	-	-	-
Redemption of Principal	-	-	-	-	-
Principal on Leases	-	-	-	-	-
Grant Expense	-	-	-	-	-
Cap Reserve Expense	-	-	-	-	-
<b>Total Expenditures</b>	<b>\$ 4,000,106</b>	<b>\$ 4,307,592</b>	<b>\$ 4,112,287</b>	<b>\$ 4,112,287</b>	<b>\$ 5,034,010</b>
<b>Balance on Hand June 30</b>	<b>\$ 358,125</b>	<b>\$ 162,805</b>	<b>\$ 695,388</b>	<b>\$ 695,388</b>	<b>\$ 795,825</b>
<b>Fund Balance as a % of Revenue</b>	<b>8%</b>	<b>4%</b>	<b>16%</b>	<b>16%</b>	<b>15%</b>

All charter school financials prepared by charter schools and not by DCSD Business Services staff

# HOPE ONLINE LEARNING ACADEMY

	Audited Actual 2021-2022	Adopted Budget 2022-2023	Final Revised Budget 2022-2023	Estimated Actual 2022-2023	Proposed Budget 2023-2024
<b>Balance on Hand July 1</b>	\$ 1,789,072	\$ 2,175,265	\$ 2,245,207	\$ 2,245,207	\$ 1,779,029
<b>Revenue:</b>					
Per Pupil Revenue	\$ 18,869,689	\$ 21,416,700	\$ 12,542,441	\$ 12,542,441	\$ 19,950,000
Mill Levy/Override	-	-	-	-	-
Tuition	-	-	-	-	-
Transportation Fees	-	-	-	-	-
Earnings on Investments	102	165	5,341	5,341	1,750
Food Services	-	-	-	-	-
Pupil Activities	-	-	-	-	-
Community Service Activities	-	-	-	-	-
Other Local Revenue	-	-	-	-	-
Rental/Lease	-	-	-	-	-
Contributions/Donations	95,423	100,000	113,306	113,306	131,250
Miscellaneous Revenue	13,996	1,635	12,975	12,975	3,150
Categorical Revenue	152,472	133,293	42,429	42,429	131,250
Other State Revenue	619,908	482,538	369,329	369,329	498,750
Grants Federal	1,187,774	1,492,489	946,405	946,405	1,155,000
Fund Transfer	-	-	-	-	-
Other Sources	-	-	-	-	-
Cap Reserve Bond Revenue	-	-	-	-	-
Grants Local	-	-	-	-	-
<b>Total Revenue</b>	<b>\$ 20,939,365</b>	<b>\$ 23,626,820</b>	<b>\$ 14,032,225</b>	<b>\$ 14,032,225</b>	<b>\$ 21,871,150</b>
<b>Total Sources</b>	<b>\$ 22,728,437</b>	<b>\$ 25,802,085</b>	<b>\$ 16,277,433</b>	<b>\$ 16,277,433</b>	<b>\$ 23,650,179</b>
<b>Expenditures:</b>					
Salaries	\$ 3,466,512	\$ 4,456,085	\$ 2,840,809	\$ 2,840,809	\$ 6,389,279
Benefits	1,146,711	1,432,174	1,026,897	1,026,897	676,825
Purchased Professional and Technical Services	2,727,359	2,232,942	1,726,140	1,726,140	2,557,546
Purchased Property Services	(825,197)	562,188	270,068	270,068	262,000
Other Purchased Services	10,795,668	13,141,327	7,496,266	7,496,266	11,003,739
Supplies	659,965	598,408	342,487	342,487	249,050
Property	158,368	180,107	98,449	98,449	145,000
Other Expenses	1,714,297	231,873	159,923	159,923	150,250
Other Uses of Funds	10	50,000	-	-	-
Redemption of Principal	-	-	-	-	-
Principal on Leases	-	-	-	-	-
Grant Expense	639,537	714,453	537,365	537,365	714,453
Cap Reserve Expense	-	-	-	-	-
<b>Total Expenditures</b>	<b>\$ 20,483,230</b>	<b>\$ 23,599,558</b>	<b>\$ 14,498,404</b>	<b>\$ 14,498,404</b>	<b>\$ 22,148,142</b>
<b>Balance on Hand June 30</b>	<b>\$ 2,245,207</b>	<b>\$ 2,202,527</b>	<b>\$ 1,779,029</b>	<b>\$ 1,779,029</b>	<b>\$ 1,502,037</b>
<b>Fund Balance as a % of Revenue</b>	11%	9%	13%	13%	7%

All charter school financials prepared by charter schools and not by DCSD Business Services staff

# LEMAN ACADEMY OF EXCELLENCE CHARTER SCHOOL

	Audited Actual 2021-2022	Adopted Budget 2022-2023	Final Revised Budget 2022-2023	Estimated Actual 2022-2023	Proposed Budget 2023-2024
<b>Balance on Hand July 1</b>	\$ 3,619,344	\$ 5,298,574	\$ 5,215,884	\$ 5,215,884	\$ 6,486,733
<b>Revenue:</b>					
Per Pupil Revenue	\$ 8,566,902	\$ 9,256,267	\$ 9,619,321	\$ 9,619,321	\$ 9,794,454
Mill Levy/Override	1,202,145	1,241,234	1,357,149	1,357,149	1,383,139
Tuition	-	-	-	-	-
Transportation Fees	-	-	-	-	-
Earnings on Investments	-	-	-	-	-
Food Services	-	-	-	-	-
Pupil Activities	215,632	15,000	82,571	82,571	-
Community Service Activities	-	-	-	-	-
Other Local Revenue	-	90,000	140,222	140,222	130,000
Rental/Lease	-	-	-	-	-
Contributions/Donations	3,588	-	96,349	96,349	-
Miscellaneous Revenue	73,408	-	4,973	4,973	-
Categorical Revenue	65,181	-	100,581	100,581	66,647
Other State Revenue	350,901	205,656	360,525	360,525	285,450
Grants Federal	195,723	-	-	-	-
Fund Transfer	-	-	-	-	-
Other Sources	-	-	-	-	-
Cap Reserve Bond Revenue	-	-	-	-	-
Grants Local	-	-	-	-	-
<b>Total Revenue</b>	<b>\$ 10,673,478</b>	<b>\$ 10,808,157</b>	<b>\$ 11,761,690</b>	<b>\$ 11,761,690</b>	<b>\$ 11,659,690</b>
<b>Total Sources</b>	<b>\$ 14,292,822</b>	<b>\$ 16,106,731</b>	<b>\$ 16,977,574</b>	<b>\$ 16,977,574</b>	<b>\$ 18,146,422</b>
<b>Expenditures:</b>					
Salaries	\$ 3,361,012	\$ 3,951,951	\$ 3,941,665	\$ 3,899,660	\$ 4,135,727
Benefits	1,013,161	1,158,426	1,154,304	1,140,304	1,284,229
Purchased Professional and Technical Services	1,827,727	1,522,988	1,657,449	1,657,449	1,582,824
Purchased Property Services	1,656,787	1,967,738	2,036,637	2,036,637	1,964,550
Other Purchased Services	744,492	825,798	827,579	827,579	920,798
Supplies	453,389	486,460	572,820	562,820	540,960
Property	-	60,000	65,000	65,000	-
Other Expenses	20,369	36,120	26,394	26,394	39,120
Other Uses of Funds	-	-	-	-	-
Redemption of Principal	-	-	-	-	-
Principal on Leases	-	275,000	275,000	275,000	485,000
Grant Expense	-	-	-	-	-
Cap Reserve Expense	-	-	-	-	-
<b>Total Expenditures</b>	<b>\$ 9,076,938</b>	<b>\$ 10,284,480</b>	<b>\$ 10,556,846</b>	<b>\$ 10,490,841</b>	<b>\$ 10,953,207</b>
<b>Balance on Hand June 30</b>	<b>\$ 5,215,884</b>	<b>\$ 5,822,251</b>	<b>\$ 6,420,728</b>	<b>\$ 6,486,733</b>	<b>\$ 7,193,215</b>
<b>Fund Balance as a % of Revenue</b>	49%	54%	55%	55%	62%

All charter school financials prepared by charter schools and not by DCSD Business Services staff

# NORTH STAR ACADEMY CHARTER SCHOOL

	Audited Actual 2021-2022	Adopted Budget 2022-2023	Final Revised Budget 2022-2023	Estimated Actual 2022-2023	Proposed Budget 2023-2024
<b>Balance on Hand July 1</b>	\$ 2,832,616	\$ 2,961,034	\$ 2,837,516	\$ 2,837,516	\$ 2,968,735
<b>Revenue:</b>					
Per Pupil Revenue	\$ 5,613,210	\$ 5,884,520	\$ 6,027,833	\$ 6,053,264	\$ 6,352,792
Mill Levy/Override	787,670	783,616	806,259	854,819	838,335
Tuition	123,700	131,250	131,250	131,250	131,250
Transportation Fees	-	-	-	-	-
Earnings on Investments	4,819	10,000	36,000	75,000	36,000
Food Services	-	-	-	-	-
Pupil Activities	122,283	142,175	153,175	140,000	152,175
Community Service Activities	-	-	-	-	-
Other Local Revenue	69,954	110,000	70,000	70,000	70,000
Rental/Lease	-	-	-	-	-
Contributions/Donations	55,547	50,000	50,000	50,000	50,000
Miscellaneous Revenue	5,735	9,500	19,405	19,405	9,500
Categorical Revenue	80,965	-	-	-	-
Other State Revenue	67,808	54,850	57,420	53,813	53,813
Grants Federal	5,957	5,956	60,759	59,142	5,505
Fund Transfer	-	85,000	55,000	-	-
Other Sources	-	-	-	-	-
Cap Reserve Bond Revenue	194,566	196,029	236,394	234,373	236,394
Grants Local	13,508	-	16,885	16,885	-
<b>Total Revenue</b>	<b>\$ 7,145,721</b>	<b>\$ 7,462,896</b>	<b>\$ 7,720,380</b>	<b>\$ 7,757,951</b>	<b>\$ 7,935,764</b>
<b>Total Sources</b>	<b>\$ 9,978,337</b>	<b>\$ 10,423,930</b>	<b>\$ 10,557,896</b>	<b>\$ 10,595,467</b>	<b>\$ 10,904,499</b>
<b>Expenditures:</b>					
Salaries	\$ 3,588,813	\$ 3,830,156	\$ 3,892,826	\$ 3,892,826	\$ 4,015,327
Benefits	1,126,312	1,250,058	1,267,082	1,267,082	1,320,955
Purchased Professional and Technical Services	593,760	603,958	700,340	670,340	724,468
Purchased Property Services	1,111,191	1,138,181	1,121,181	1,095,181	1,126,867
Other Purchased Services	100,556	166,510	101,453	95,453	102,757
Supplies	275,037	275,509	338,201	328,201	341,116
Property	241,295	177,649	266,649	250,649	272,848
Other Expenses	103,856	17,500	24,500	24,500	24,500
Other Uses of Funds	-	-	-	-	-
Redemption of Principal	-	-	-	-	-
Principal on Leases	-	-	-	-	-
Grant Expense	-	2,500	2,500	2,500	2,500
Cap Reserve Expense	-	1,750,000	2,000,000	-	2,000,000
<b>Total Expenditures</b>	<b>\$ 7,140,821</b>	<b>\$ 9,212,021</b>	<b>\$ 9,714,732</b>	<b>\$ 7,626,732</b>	<b>\$ 9,931,338</b>
<b>Balance on Hand June 30</b>	<b>\$ 2,837,516</b>	<b>\$ 1,211,909</b>	<b>\$ 843,164</b>	<b>\$ 2,968,735</b>	<b>\$ 973,161</b>
<b>Fund Balance as a % of Revenue</b>	40%	16%	11%	38%	12%

All charter school financials prepared by charter schools and not by DCSD Business Services staff

# PARKER CORE KNOWLEDGE CHARTER SCHOOL

	Audited Actual 2021-2022	Adopted Budget 2022-2023	Final Revised Budget 2022-2023	Estimated Actual 2022-2023	Proposed Budget 2023-2024
<b>Balance on Hand July 1</b>	\$ 3,147,558	\$ 3,162,760	\$ 3,764,134	\$ 3,764,134	\$ 3,109,899
<b>Revenue:</b>					
Per Pupil Revenue	\$ 6,033,231	\$ 6,365,837	\$ 6,414,357	\$ 6,414,357	\$ 6,894,084
Mill Levy/Override	843,101	815,481	903,609	903,609	870,294
Tuition	942,220	1,074,260	1,064,828	1,064,828	941,470
Transportation Fees	-	-	-	-	-
Earnings on Investments	8,777	849	113,372	113,372	90,698
Food Services	(648)	1,800	2,061	2,061	-
Pupil Activities	84,331	90,100	84,553	84,553	92,100
Community Service Activities	-	-	-	-	-
Other Local Revenue	-	-	-	-	-
Rental/Lease	26,160	23,525	9,500	9,500	3,000
Contributions/Donations	-	-	151,327	151,327	-
Miscellaneous Revenue	431,493	124,100	127,899	128,020	123,099
Categorical Revenue	209,006	198,556	252,126	252,126	239,520
Other State Revenue	176,817	117,073	222,505	222,505	102,330
Grants Federal	-	-	-	-	-
Fund Transfer	-	-	-	-	-
Other Sources	-	-	-	-	-
Cap Reserve Bond Revenue	-	-	-	-	-
Grants Local	-	-	-	-	-
<b>Total Revenue</b>	<b>\$ 8,754,488</b>	<b>\$ 8,811,581</b>	<b>\$ 9,346,137</b>	<b>\$ 9,346,258</b>	<b>\$ 9,356,595</b>
<b>Total Sources</b>	<b>\$ 11,902,046</b>	<b>\$ 11,974,341</b>	<b>\$ 13,110,271</b>	<b>\$ 13,110,392</b>	<b>\$ 12,466,494</b>
<b>Expenditures:</b>					
Salaries	\$ 4,151,354	\$ 4,555,222	\$ 4,537,409	\$ 4,537,409	\$ 4,720,790
Benefits	1,346,888	1,414,101	1,498,366	1,498,366	1,564,742
Purchased Professional and Technical Services	170,843	223,036	216,677	216,677	209,374
Purchased Property Services	780,422	838,505	885,834	885,834	1,087,785
Other Purchased Services	572,831	633,962	614,823	614,823	674,724
Supplies	452,328	524,136	521,802	521,802	523,500
Property	651,870	745,394	1,711,536	1,711,536	632,089
Other Expenses	11,376	14,047	14,046	14,046	14,046
Other Uses of Funds	-	-	-	-	-
Redemption of Principal	-	-	-	-	-
Principal on Leases	-	-	-	-	-
Grant Expense	-	-	-	-	-
Cap Reserve Expense	-	-	-	-	-
<b>Total Expenditures</b>	<b>\$ 8,137,912</b>	<b>\$ 8,948,403</b>	<b>\$ 10,000,493</b>	<b>\$ 10,000,493</b>	<b>\$ 9,427,050</b>
<b>Balance on Hand June 30</b>	<b>\$ 3,764,134</b>	<b>\$ 3,025,938</b>	<b>\$ 3,109,778</b>	<b>\$ 3,109,899</b>	<b>\$ 3,039,444</b>
<b>Fund Balance as a % of Revenue</b>	43%	34%	33%	33%	32%

All charter school financials prepared by charter schools and not by DCSD Business Services staff

# PARKER PERFORMING ARTS CHARTER SCHOOL

	Audited Actual 2021-2022	Adopted Budget 2022-2023	Final Revised Budget 2022-2023	Estimated Actual 2022-2023	Proposed Budget 2023-2024
<b>Balance on Hand July 1</b>	\$ 1,069,031	\$ 1,313,278	\$ 1,505,947	\$ 1,505,947	\$ 1,637,098
<b>Revenue:</b>					
Per Pupil Revenue	\$ 5,744,292	\$ 6,124,280	\$ 5,897,158	\$ 5,938,776	\$ 6,562,500
Mill Levy/Override	787,934	810,030	774,736	817,855	830,154
Tuition	134,839	170,000	170,000	160,000	225,000
Transportation Fees	-	-	-	-	-
Earnings on Investments	-	-	2,000	13,000	20,000
Food Services	-	-	-	-	-
Pupil Activities	174,696	160,600	160,600	140,000	164,518
Community Service Activities	-	-	-	-	-
Other Local Revenue	89,407	93,600	93,600	110,000	93,600
Rental/Lease	8,451	25,000	70,000	73,000	77,000
Contributions/Donations	10,566	-	9,000	9,000	-
Miscellaneous Revenue	126,168	-	77,800	80,000	-
Categorical Revenue	294,610	231,200	255,661	255,661	109,649
Other State Revenue	75,287	105,675	105,846	105,846	259,658
Grants Federal	216,923	79,449	121,020	121,014	-
Fund Transfer	-	-	-	-	-
Other Sources	-	-	-	-	-
Cap Reserve Bond Revenue	-	-	-	-	-
Grants Local	-	-	-	-	-
<b>Total Revenue</b>	<b>\$ 7,663,173</b>	<b>\$ 7,799,834</b>	<b>\$ 7,737,421</b>	<b>\$ 7,824,152</b>	<b>\$ 8,342,079</b>
<b>Total Sources</b>	<b>\$ 8,732,204</b>	<b>\$ 9,113,112</b>	<b>\$ 9,243,368</b>	<b>\$ 9,330,098</b>	<b>\$ 9,979,177</b>
<b>Expenditures:</b>					
Salaries	\$ 3,353,826	\$ 3,522,490	\$ 3,528,189	\$ 3,700,000	\$ 3,654,971
Benefits	1,220,375	1,295,899	1,251,590	1,200,000	1,357,601
Purchased Professional and Technical Services	175,434	172,063	189,744	190,000	195,661
Purchased Property Services	1,357,714	1,587,033	1,585,106	1,545,000	1,648,008
Other Purchased Services	575,209	680,324	636,769	600,000	659,355
Supplies	343,923	332,012	335,012	340,000	371,844
Property	178,227	48,100	40,000	80,000	41,300
Other Expenses	21,549	89,300	139,300	38,000	90,730
Other Uses of Funds	-	-	-	-	-
Redemption of Principal	-	-	-	-	-
Principal on Leases	-	-	-	-	-
Grant Expense	-	-	-	-	-
Cap Reserve Expense	-	-	-	-	-
<b>Total Expenditures</b>	<b>\$ 7,226,257</b>	<b>\$ 7,727,221</b>	<b>\$ 7,705,710</b>	<b>\$ 7,693,000</b>	<b>\$ 8,019,470</b>
<b>Balance on Hand June 30</b>	<b>\$ 1,505,947</b>	<b>\$ 1,385,891</b>	<b>\$ 1,537,658</b>	<b>\$ 1,637,098</b>	<b>\$ 1,959,707</b>
<b>Fund Balance as a % of Revenue</b>	20%	18%	20%	21%	23%

All charter school financials prepared by charter schools and not by DCSD Business Services staff

# PLATTE RIVER ACADEMY CHARTER SCHOOL

	Audited Actual 2021-2022	Adopted Budget 2022-2023	Final Revised Budget 2022-2023	Estimated Actual 2022-2023	Proposed Budget 2023-2024
<b>Balance on Hand July 1</b>	\$ 2,308,315	\$ 4,044,614	\$ 2,047,550	\$ 2,047,550	\$ 2,058,345
<b>Revenue:</b>					
Per Pupil Revenue	\$ 4,350,447	\$ 4,600,656	\$ 4,752,382	\$ 4,752,382	\$ 5,181,114
Mill Levy/Override	608,520	612,963	668,825	668,825	645,856
Tuition	301,338	300,000	339,531	339,531	460,000
Transportation Fees	-	-	-	-	-
Earnings on Investments	(62,614)	5,000	47,544	47,544	10,000
Food Services	9,745	9,500	11,500	11,500	9,500
Pupil Activities	163,037	129,200	132,421	132,421	151,645
Community Service Activities	7,792	8,000	14,666	14,666	11,000
Other Local Revenue	-	-	-	-	-
Rental/Lease	28,589	25,000	28,311	28,311	30,000
Contributions/Donations	146,198	81,000	54,499	54,499	57,000
Miscellaneous Revenue	21,749	15,000	17,200	17,200	10,000
Categorical Revenue	(67,799)	90,000	90,000	90,000	90,000
Other State Revenue	151,395	147,750	181,832	181,832	190,707
Grants Federal	53,731	20,000	22,787	22,787	-
Fund Transfer	-	-	-	-	-
Other Sources	127,332	-	-	-	-
Cap Reserve Bond Revenue	-	-	-	-	-
Grants Local	12,318	-	-	-	-
<b>Total Revenue</b>	<b>\$ 5,851,779</b>	<b>\$ 6,044,069</b>	<b>\$ 6,361,498</b>	<b>\$ 6,361,498</b>	<b>\$ 6,846,822</b>
<b>Total Sources</b>	<b>\$ 8,160,094</b>	<b>\$ 10,088,683</b>	<b>\$ 8,409,048</b>	<b>\$ 8,409,048</b>	<b>\$ 8,905,167</b>
<b>Expenditures:</b>					
Salaries	\$ 3,187,899	\$ 3,284,081	\$ 3,329,047	\$ 3,329,047	\$ 3,716,773
Benefits	825,576	1,077,085	1,067,448	1,067,448	1,230,600
Purchased Professional and Technical Services	75,704	47,000	72,317	72,317	72,250
Purchased Property Services	644,673	206,975	237,894	237,894	302,897
Other Purchased Services	447,291	423,611	492,579	492,579	547,284
Supplies	260,866	271,500	308,913	308,913	269,056
Property	277,859	102,000	314,148	314,148	104,873
Other Expenses	392,675	565,050	528,357	528,357	528,850
Other Uses of Funds	-	-	-	-	-
Redemption of Principal	-	-	-	-	-
Principal on Leases	-	-	-	-	-
Grant Expense	-	-	-	-	-
Cap Reserve Expense	-	-	-	-	-
<b>Total Expenditures</b>	<b>\$ 6,112,544</b>	<b>\$ 5,977,302</b>	<b>\$ 6,350,703</b>	<b>\$ 6,350,703</b>	<b>\$ 6,772,583</b>
<b>Balance on Hand June 30</b>	<b>\$ 2,047,550</b>	<b>\$ 4,111,381</b>	<b>\$ 2,058,345</b>	<b>\$ 2,058,345</b>	<b>\$ 2,132,584</b>
<b>Fund Balance as a % of Revenue</b>	35%	68%	32%	32%	31%

All charter school financials prepared by charter schools and not by DCSD Business Services staff

# RENAISSANCE SECONDARY CHARTER SCHOOL

	Audited Actual 2021-2022	Adopted Budget 2022-2023	Final Revised Budget 2022-2023	Estimated Actual 2022-2023	Proposed Budget 2023-2024
<b>Balance on Hand July 1</b>	\$ 611,775	\$ 803,655	\$ 803,655	\$ 803,655	\$ 851,496
<b>Revenue:</b>					
Per Pupil Revenue	\$ 2,820,365	\$ 3,263,188	\$ 3,145,000	\$ 3,145,000	\$ 3,859,187
Mill Levy/Override	395,766	425,657	444,125	444,125	500,441
Tuition	-	-	-	-	-
Transportation Fees	-	-	-	-	-
Earnings on Investments	1,252	-	27,186	27,186	-
Food Services	-	-	-	-	-
Pupil Activities	408,742	356,267	469,207	469,207	435,656
Community Service Activities	-	-	-	-	-
Other Local Revenue	-	-	-	-	-
Rental/Lease	103,529	-	84,165	84,165	-
Contributions/Donations	24,925	-	3,331	3,331	-
Miscellaneous Revenue	2,658	-	197,665	197,665	-
Categorical Revenue	39,632	50,000	50,000	50,000	-
Other State Revenue	142,787	158,153	160,790	160,790	183,987
Grants Federal	46,425	-	23,424	23,424	-
Fund Transfer	-	-	-	-	-
Other Sources	-	-	-	-	-
Cap Reserve Bond Revenue	-	-	-	-	-
Grants Local	66,372	-	-	-	-
<b>Total Revenue</b>	<b>\$ 4,052,452</b>	<b>\$ 4,253,264</b>	<b>\$ 4,604,892</b>	<b>\$ 4,604,892</b>	<b>\$ 4,979,271</b>
<b>Total Sources</b>	<b>\$ 4,664,228</b>	<b>\$ 5,056,919</b>	<b>\$ 5,408,546</b>	<b>\$ 5,408,546</b>	<b>\$ 5,830,767</b>
<b>Expenditures:</b>					
Salaries	\$ 1,766,607	\$ 1,947,364	\$ 1,992,458	\$ 1,992,458	\$ 2,239,579
Benefits	544,688	698,511	623,010	623,010	777,403
Purchased Professional and Technical Services	104,949	141,507	136,764	136,764	144,418
Purchased Property Services	836,063	885,654	869,864	869,864	940,453
Other Purchased Services	313,485	396,180	419,596	419,596	445,505
Supplies	99,462	68,011	156,884	156,884	106,468
Property	41,324	58,410	95,701	95,701	47,583
Other Expenses	16,199	12,100	19,351	19,351	34,410
Other Uses of Funds	-	-	-	-	-
Redemption of Principal	-	-	-	-	-
Principal on Leases	-	-	-	-	-
Grant Expense	112,797	-	218,422	218,422	-
Cap Reserve Expense	25,000	25,000	25,000	25,000	25,000
<b>Total Expenditures</b>	<b>\$ 3,860,573</b>	<b>\$ 4,232,736</b>	<b>\$ 4,557,050</b>	<b>\$ 4,557,050</b>	<b>\$ 4,760,819</b>
<b>Balance on Hand June 30</b>	<b>\$ 803,655</b>	<b>\$ 824,183</b>	<b>\$ 851,496</b>	<b>\$ 851,496</b>	<b>\$ 1,069,949</b>
<b>Fund Balance as a % of Revenue</b>	20%	19%	18%	18%	21%

All charter school financials prepared by charter schools and not by DCSD Business Services staff



# SKYVIEW ACADEMY CHARTER SCHOOL

	Audited Actual 2021-2022	Adopted Budget 2022-2023	Final Revised Budget 2022-2023	Estimated Actual 2022-2023	Proposed Budget 2023-2024
<b>Balance on Hand July 1</b>	\$ 3,371,501	\$ 4,751,859	\$ 4,751,859	\$ 4,751,859	\$ 5,502,803
<b>Revenue:</b>					
Per Pupil Revenue	\$ 10,859,189	\$ 11,641,187	\$ 11,696,187	\$ 11,696,187	\$ 12,922,223
Mill Levy/Override	1,506,308	1,542,684	1,543,411	1,543,411	1,571,296
Tuition	761,069	868,000	858,000	858,000	868,000
Transportation Fees	-	-	-	-	-
Earnings on Investments	1,217	2,000	18,000	18,000	20,000
Food Services	-	-	-	-	-
Pupil Activities	397,618	427,305	450,000	450,000	460,000
Community Service Activities	-	-	-	-	-
Other Local Revenue	-	-	-	-	-
Rental/Lease	50,835	50,000	70,000	70,000	80,000
Contributions/Donations	109,461	140,000	150,000	150,000	110,000
Insurance Claim	-	-	1,750,000	1,750,000	-
Miscellaneous Revenue	108,934	112,000	90,000	90,000	140,000
Categorical Revenue	622,461	610,560	731,510	731,510	760,685
Other State Revenue	-	-	-	-	-
Grants Federal	268,842	82,000	120,535	120,535	-
Fund Transfer	8,721	10,000	10,000	10,000	10,000
Other Sources	-	44,135	-	-	-
Cap Reserve Bond Revenue	-	-	-	-	-
Grants Local	-	-	-	-	-
<b>Total Revenue</b>	<b>\$ 14,694,655</b>	<b>\$ 15,529,871</b>	<b>\$ 17,487,643</b>	<b>\$ 17,487,643</b>	<b>\$ 16,942,204</b>
<b>Total Sources</b>	<b>\$ 18,066,156</b>	<b>\$ 20,281,730</b>	<b>\$ 22,239,502</b>	<b>\$ 22,239,502</b>	<b>\$ 22,445,007</b>
<b>Expenditures:</b>					
Salaries	\$ 6,746,732	\$ 7,588,695	\$ 7,452,532	\$ 7,452,532	\$ 8,006,147
Benefits	2,272,663	2,932,513	2,878,739	2,878,739	4,043,162
Purchased Professional and Technical Services	264,835	288,507	288,241	288,241	258,460
Purchased Property Services	2,294,287	2,291,569	2,317,786	2,317,786	2,328,034
Other Purchased Services	982,601	1,095,842	1,117,997	1,117,997	1,194,451
Supplies	598,566	647,704	843,404	843,404	771,325
Property	124,884	140,000	1,800,000	1,800,000	75,000
Other Expenses	29,729	48,501	38,000	38,000	35,000
Other Uses of Funds	-	-	-	-	-
Redemption of Principal	-	-	-	-	-
Principal on Leases	-	-	-	-	-
Grant Expense	-	-	-	-	-
Cap Reserve Expense	-	-	-	-	-
<b>Total Expenditures</b>	<b>\$ 13,314,297</b>	<b>\$ 15,033,331</b>	<b>\$ 16,736,699</b>	<b>\$ 16,736,699</b>	<b>\$ 16,711,579</b>
<b>Balance on Hand June 30</b>	<b>\$ 4,751,859</b>	<b>\$ 5,248,399</b>	<b>\$ 5,502,803</b>	<b>\$ 5,502,803</b>	<b>\$ 5,733,428</b>
<b>Fund Balance as a % of Revenue</b>	32%	34%	31%	31%	34%

All charter school financials prepared by charter schools and not by DCSD Business Services staff

# STEM SCHOOL HIGHLANDS RANCH

	Audited Actual 2021-2022	Adopted Budget 2022-2023	Final Revised Budget 2022-2023	Estimated Actual 2022-2023	Proposed Budget 2023-2024
<b>Balance on Hand July 1</b>	\$ 10,855,082	\$ 13,142,696	\$ 12,414,772	\$ 12,414,772	\$ 13,931,851
<b>Revenue:</b>					
Per Pupil Revenue	\$ 14,401,906	\$ 14,902,800	\$ 13,651,001	\$ 13,706,000	\$ 15,792,000
Mill Levy/Override	2,000,416	1,994,850	1,825,905	1,910,774	1,910,774
Tuition	-	-	-	-	-
Transportation Fees	-	-	-	-	-
Earnings on Investments	29,674	-	300,000	450,000	400,000
Food Services	-	-	-	-	-
Pupil Activities	415,617	319,005	291,427	326,474	328,463
Community Service Activities	-	-	-	-	-
Other Local Revenue	169,685	-	50,000	-	-
Rental/Lease	16,500	-	-	-	-
Contributions/Donations	3,485	50,000	50,000	11,000	50,000
Miscellaneous Revenue	-	-	-	85,000	-
Categorical Revenue	970,078	61,300	16,566	-	-
Other State Revenue	-	486,750	723,693	682,483	576,000
Grants Federal	426,862	-	-	-	20,000
Fund Transfer	8,049	-	-	-	-
Other Sources	-	-	-	-	-
Cap Reserve Bond Revenue	-	-	-	-	-
Grants Local	-	-	-	-	-
<b>Total Revenue</b>	<b>\$ 18,442,272</b>	<b>\$ 17,814,705</b>	<b>\$ 16,908,592</b>	<b>\$ 17,171,731</b>	<b>\$ 19,077,237</b>
<b>Total Sources</b>	<b>\$ 29,297,354</b>	<b>\$ 30,957,401</b>	<b>\$ 29,323,364</b>	<b>\$ 29,586,503</b>	<b>\$ 33,009,088</b>
<b>Expenditures:</b>					
Salaries	\$ 9,058,597	\$ 9,089,871	\$ 8,744,998	\$ 8,341,701	\$ 9,748,000
Benefits	2,670,935	2,793,092	2,722,500	2,204,643	2,803,580
Purchased Professional and Technical Services	167,049	219,449	226,040	266,667	216,965
Purchased Property Services	2,579,286	2,997,150	2,784,804	2,669,857	2,894,726
Other Purchased Services	1,264,469	1,378,148	1,312,224	1,500,364	1,441,241
Supplies	542,763	600,450	465,000	528,000	527,322
Property	526,628	422,640	237,000	66,420	351,000
Other Expenses	72,854	248,000	97,200	72,000	200,000
Other Uses of Funds	-	5,000	4,800	5,000	5,000
Redemption of Principal	-	-	-	-	-
Principal on Leases	-	-	-	-	-
Grant Expense	-	-	-	-	-
Cap Reserve Expense	-	-	-	-	-
<b>Total Expenditures</b>	<b>\$ 16,882,582</b>	<b>\$ 17,753,800</b>	<b>\$ 16,594,566</b>	<b>\$ 15,654,652</b>	<b>\$ 18,187,834</b>
<b>Balance on Hand June 30</b>	<b>\$ 12,414,772</b>	<b>\$ 13,203,601</b>	<b>\$ 12,728,798</b>	<b>\$ 13,931,851</b>	<b>\$ 14,821,254</b>
<b>Fund Balance as a % of Revenue</b>	67%	74%	75%	81%	78%

All charter school financials prepared by charter schools and not by DCSD Business Services staff

# WORLD COMPASS ACADEMY CHARTER SCHOOL

	Audited Actual 2021-2022	Adopted Budget 2022-2023	Final Revised Budget 2022-2023	Estimated Actual 2022-2023	Proposed Budget 2023-2024
<b>Balance on Hand July 1</b>	\$ 2,165,962	\$ 2,165,962	\$ 2,405,748	\$ 2,405,748	\$ 2,368,715
<b>Revenue:</b>					
Per Pupil Revenue	\$ 5,770,296	\$ 6,760,384	\$ 6,556,185	\$ 6,434,851	\$ 7,137,558
Mill Levy/Override	809,713	873,343	860,503	853,738	908,090
Tuition	323,759	307,663	307,793	307,793	339,000
Transportation Fees	-	-	-	-	-
Earnings on Investments	-	-	59,297	47,000	-
Food Services	-	-	-	-	-
Pupil Activities	317,926	275,680	239,157	309,750	300,501
Community Service Activities	-	-	-	-	-
Other Local Revenue	12,027	-	-	210,948	-
Rental/Lease	2,200	1,936	1,936	1,936	-
Contributions/Donations	-	36,250	39,250	2,500	20,500
Miscellaneous Revenue	35,492	159,614	173,083	55,500	91,013
Categorical Revenue	-	238,411	245,244	245,244	273,430
Other State Revenue	388,343	193,018	95,583	70,342	77,500
Grants Federal	165,141	-	148,523	120,359	-
Fund Transfer	108,786	-	61,475	-	-
Other Sources	-	-	-	-	-
Cap Reserve Bond Revenue	-	-	-	-	-
Grants Local	-	5,830	-	-	-
<b>Total Revenue</b>	<b>\$ 7,933,683</b>	<b>\$ 8,852,129</b>	<b>\$ 8,788,029</b>	<b>\$ 8,659,961</b>	<b>\$ 9,147,592</b>
<b>Total Sources</b>	<b>\$ 10,099,645</b>	<b>\$ 11,018,091</b>	<b>\$ 11,193,777</b>	<b>\$ 11,065,708</b>	<b>\$ 11,516,307</b>
<b>Expenditures:</b>					
Salaries	\$ 3,584,031	\$ 4,073,971	\$ 3,994,471	\$ 4,069,471	\$ 4,246,399
Benefits	1,109,996	1,349,361	1,332,223	1,349,360	1,375,587
Purchased Professional and Technical Services	317,274	222,543	250,073	247,873	287,623
Purchased Property Services	1,824,385	1,825,903	1,830,789	1,830,789	1,836,897
Other Purchased Services	550,057	620,048	631,447	623,772	642,986
Supplies	262,308	307,804	319,434	319,004	342,380
Property	29,963	27,540	85,510	83,510	75,375
Other Expenses	15,883	424,959	344,082	173,214	340,346
Other Uses of Funds	-	-	-	-	-
Redemption of Principal	-	-	-	-	-
Principal on Leases	-	-	-	-	-
Grant Expense	-	-	-	-	-
Cap Reserve Expense	-	-	-	-	-
<b>Total Expenditures</b>	<b>\$ 7,693,897</b>	<b>\$ 8,852,129</b>	<b>\$ 8,788,029</b>	<b>\$ 8,696,993</b>	<b>\$ 9,147,592</b>
<b>Balance on Hand June 30</b>	<b>\$ 2,405,748</b>	<b>\$ 2,165,962</b>	<b>\$ 2,405,748</b>	<b>\$ 2,368,715</b>	<b>\$ 2,368,715</b>
<b>Fund Balance as a % of Revenue</b>	30%	24%	27%	27%	26%

All charter school financials prepared by charter schools and not by DCSD Business Services staff



# RESOLUTIONS

DOUGLAS COUNTY SCHOOL DISTRICT Re. 1  
FISCAL YEAR 2022-2023  
APPROPRIATION RESOLUTION

BE IT RESOLVED by the Board of Education of Douglas County School District Re 1, Douglas and Elbert Counties, State of Colorado, that the amounts shown in the following schedule be appropriated to each fund as specified in the Final Revised Budget for the fiscal year beginning July 1, 2022 and ending June 30, 2023.

<b>Fund</b>	<b>Amount</b>
General Fund (10)	\$ 788,452,022
Outdoor Education Fund (13)	\$ 1,543,199
Capital Projects Fund (14)	\$ 31,265,284
Full Day Kindergarten Fund (15)	\$ -
Transportation Fund (25)	\$ 27,763,345
Nutrition Services NSLP Fund (21)	\$ 26,678,844
Nutrition Services Non-NSLP Fund (28)	\$ 6,296,062
Governmental Designated Purpose Grants Fund (22)	\$ 22,725,993
Pupil Activity Fund (23)	\$ 2,635,784
Athletics and Activities Fund (26)	\$ 20,765,116
Child Care Fund (29)	\$ 13,919,271
Bond Redemption Fund (31)	\$ 45,865,403
Certificate of Participation Lease Payment Fund (39)	\$ 1,126,460
Bond Building Fund (41)	\$ 41,252,416
Certificate of Participation Building Fund (45)	\$ -
Medical and Dental Fund (65)	\$ 58,128,166
Short Term Disability Insurance Fund (66)	\$ 765,847
Private Purpose Trust Fund (75)	\$ 58,500

Revised and approved this 20th day of June 2023 in accordance with 22-44-110(4).

\_\_\_\_\_  
Mike Peterson, President

Board of Education

Attest:

\_\_\_\_\_  
Becky Myers, Secretary

Board of Education

DOUGLAS COUNTY SCHOOL DISTRICT Re. 1  
 FISCAL YEAR 2022-2023  
 RESOLUTION AUTHORIZING THE USE OF A PORTION OF BEGINNING FUND BALANCE AS AUTHORIZED BY COLORADO  
 STATUTES

WHEREAS, CRS 22-44-105 states that a budget, duly revised pursuant to this article, shall not provide for expenditures, interfund transfers, or reserves, in excess of available revenues and beginning fund balance.

WHEREAS, the Board of Education may authorize the use of a portion of the beginning fund balance in the budget, stating the amount to be used, the purpose for which the expenditure is needed, and the District's plan to ensure that the use of the beginning fund balance will not lead to an ongoing deficit.

WHEREAS, the Board of Education has determined the beginning fund balances in the General, Outdoor Education, Capital Projects, Transportation, Nutrition Services NSLP, Nutrition Services Non-NSLP, Pupil Activity, Athletics and Activities, Child Care, Certificate of Participation Lease Payment, Bond Building, Short Term Disability Insurance and Private Purpose Trust funds are sufficient to allow for the one-time expenditures and the action will not lead to an ongoing deficit.

NOW, THEREFORE, BE IT RESOLVED:

IN ACCORDANCE with C.R.S. 22-44-105, the Board of Education of Douglas County School District RE 1, Douglas and Elbert Counties, State of Colorado, authorizes the use of a portion of the 2022-2023 beginning fund balance for the following funds:

Fund	Amount	Purpose for Use of Beginning Fund Balance
General Fund (10)	\$ 14,345,105	Potential draw-down of accumulated FB for spend on employee retention related initiatives and carry over assignments
Outdoor Education Fund (13)	\$ 16,315	Potential draw-down of accumulated FB for Stone Canyon operational expenses
Capital Projects Fund (14)	\$ 2,249,182	Intentional draw-down of accumulated FB for technology spend in excess of bond allocation
Full Day Kindergarten Fund (15)	\$ -	N/A
Transportation Fund (25)	\$ 4,830,199	Potential draw-down of accumulated FB for Transportation operational expenses
Nutrition Services NSLP Fund (21)	\$ 7,278,955	Potential draw-down of accumulated FB for Nutrition Services freezer construction
Nutrition Services Non-NSLP Fund (28)	\$ 16,801	Intentional draw-down of accumulated FB for fund closure in upcoming fiscal year
Governmental Designated Purpose Grants Fund (22)	\$ -	No budgeted use of beginning fund balance
Pupil Activity Fund (23)	\$ 56,014	Potential draw-down of accumulated FB for school activities

(continued on next page)

<b>Fund</b>	<b>Amount</b>	<b>Purpose for Use of Beginning Fund Balance</b>
Athletics and Activities Fund (26)	\$ 180,236	Potential draw-down of school carry over for school athletics and activities
Child Care Fund (29)	\$ 207,965	Potential draw-down of accumulated FB for BASE program activities
Bond Redemption Fund (31)	\$ -	No budgeted use of beginning fund balance
Certificate of Participation Lease Payment Fund (39)	\$ 2,842	Potential draw-down of accumulated FB for fiscal charges
Bond Building Fund (41)	\$ 40,624,932	Intentional draw-down of accumulated FB for 2018 Bond capital projects
Certificate of Participation Building Fund (45)	\$ -	N/A
Medical and Dental Fund (65)	\$ -	No budgeted use of beginning fund balance
Short Term Disability Insurance Fund (66)	\$ 225,574	Intentional draw-down of accumulated FB due to employer-paid premium cost savings in General Fund
Private Purpose Trust Fund (75)	\$ 8,500	Intentional draw-down of accumulated FB to pay student scholarships

BE IT FURTHER RESOLVED, the use of this portion of these beginning fund balances for the purposes set forth above will not lead to ongoing deficits in the funds.

Revised and approved this 20th day of June 2023 in accordance with 22-44-110(4).

\_\_\_\_\_  
Mike Peterson, President

Board of Education

Attest:

\_\_\_\_\_  
Becky Myers, Secretary  
Board of Education





